



# Fire Protection Product Catalog

[brecco.com](http://brecco.com)

# TABLE OF CONTENTS

<b>ACCESSORIES</b>	<b>1</b>	<b>ELECTRICAL DEVICES</b>	<b>38</b>
Auxiliary Drains	1	Alarm Bells	38
Escutcheons	1	Monitoring Devices	39
Fire Sprinkler Accessories	8	Test Pumps	39
Gauges and Gauge Kits	13		
Pipe Stands	13	<b>FLEXIBLE HOSES AND ACCESSORIES</b>	
		Flexible Sprinkler Drops	40
<b>BRASS TRIM</b>	<b>15</b>		
Air Maintenance Devices	15	<b>FITTINGS</b>	<b>42</b>
Air Vents	15	Ductile Iron Fittings	42
Miscellaneous Brass	16	Flanged Fittings	45
Valves	17	Grooved Fittings - Galvanized	49
		Grooved Fittings - Painted	56
		Grooved Fitting Accessories	64
<b>CHEMICALS</b>	<b>28</b>	LF Bronze Fittings	65
Chemicals	28	Malleable - Black	70
Sealants	28	Malleable - Galvanized	76
		Steel Merchant Couplings	81
<b>DUCTILE IRON VALVES</b>	<b>30</b>	Weld Fittings	82
Butterfly Valves	30		
Check Valves	31	<b>FLANGE PACKS &amp; GASKETS</b>	<b>83</b>
Gate Valves	32	Flange Packs	83
Indicating Valves	36	Nut & Bolt Kits (No Gasket)	84
OS&Y Gate Valves	36	Red Rubber Gasket Only	84
Wye Strainers	38		

# TABLE OF CONTENTS

<b>HANGERS &amp; FASTENERS</b>	<b>86</b>	<b>RISERS</b>	<b>127</b>
All Thread Rod	86	Commercial Risers	127
CPVC Hangers	87	Flexible Hose	127
Hanger Fasteners	88	Residential Risers	128
Hanger Supports	91	Riser Trim Kits	128
Sammy Screws	94	<b>STANDPIPE EQUIPMENT</b>	<b>129</b>
Steel Hangers	96	Fire Department Connections & Accessories	129
Strut	98	Hose Valves & Accessories	138
<b>MODULAR SEALS</b>	<b>99</b>	Rack & Reel Hose & Accessories	143
Modular Seals - Import	99		
<b>PIPE NIPPLES</b>	<b>100</b>		
Domestic Steel Nipples	100		
Import Lead Free Brass Nipples	108		
Import Stainless Steel Nipples	110		
Import Steel Nipples	117		

### Drum Drips/ Auxiliary Drains

PART NUMBER	DESC	MASTER	PALLET
650-375-00071	Drum Drip Assembly Black w/ Ball Valve	1	92
650-375-00070	Drum Drip Assembly Galv w/ Ball Valve	1	92
650-375-00075	Drum Drip Assembly Galv w/ Globe Valve	1	92



### Drum Drips/ Auxiliary Drains - Swage

PART NUMBER	DESC	MASTER	PALLET
650-375-00065	Drum Drip Assembly Swage Black w/ Ball Valve	1	288




### 2-pc Adjustable Bells

PART NUMBER	DESC	INNER	MASTER
100-225-00020	1/2 - Chrome	100	200
100-225-00040	1/2 - White	100	200
100-225-00060	1/2 - Brass	100	200
100-225-00080	1/2 - Polished Brass	100	200
100-225-00100	3/4 - Chrome	100	200
100-225-00120	3/4 - White	100	200
100-225-00140	3/4 - Brass	100	200



### 2-pc Retro-Fit Flats

PART NUMBER	DESC	INNER	MASTER
100-225-01600	1/2 x 1/4	50	200
100-225-01620	3/4 x 1/4	50	200



**2-pc Semi Recessed**



PART NUMBER	DESC	MASTER	PALLET
100-225-02500	1/2 - Black	200	8,000
100-225-00200	1/2 - Brass	200	8,000
100-225-00160	1/2 - Chrome	200	8,000
100-225-00180	1/2 - White	200	8,000
100-225-02520	3/4 - Black	200	8,000
100-225-02480	3/4 - Brass	200	8,000
100-225-00220	3/4 - Chrome	200	8,000
100-225-00240	3/4 - White	200	8,000

**2-pc Semi Recessed - Short**



PART NUMBER	DESC	MASTER	PALLET
100-225-00260	1/2 - Chrome	200	8,000
100-225-02700	1/2 - Brass	200	8,000
100-225-00280	1/2 - White	200	8,000
100-225-00300	3/4 - Chrome	200	8,000
100-225-02720	3/4 - Brass	200	8,000
100-225-02800	3/4 - White	200	8,000

**2-pc Threaded Recessed**



PART NUMBER	DESC	MASTER	PALLET
100-225-00320	1/2 - Chrome	200	8,000
100-225-02840	1/2 - White	200	8,000

**Canopies - C-25 1/4" Depth - Heavy Gauge Steel**



PART NUMBER	DESC	INNER	MASTER
100-225-00600	1/2" x 1/4" 1pc - Brass	100	1,000
100-225-00640	1/2" x 1/4" 1pc - Chrome	100	1,000
100-225-00680	1/2" x 1/4" 1pc - White	100	1,000
100-225-00620	3/4" x 1/4" 1pc - Brass	100	1,000
100-225-00660	3/4" x 1/4" 1pc - Chrome	100	1,000
100-225-00700	3/4" x 1/4" 1pc - White	100	1,000

**Canopies - C-50 1/2" Depth - Heavy Gauge Steel**



PART NUMBER	DESC	INNER	MASTER
100-225-00720	1/2" x 1/2" 1pc - Brass	100	500
100-225-00760	1/2" x 1/2" 1pc - Chrome	100	500
100-225-00800	1/2" x 1/2" 1pc - White	100	500
100-225-00740	3/4" x 1/2" 1pc - Brass	100	500
100-225-00780	3/4" x 1/2" 1pc - Chrome	100	500
100-225-00820	3/4" x 1/2" 1pc - White	100	500

### Canopies - C-75 3/4" Depth - Heavy Gauge Steel

PART NUMBER	DESC	INNER	MASTER
100-225-00840	1/2" x 3/4" 1pc - Brass	100	500
100-225-00880	1/2" x 3/4" 1pc - Chrome	100	500
100-225-00920	1/2" x 3/4" 1pc - White	100	500
100-225-00860	3/4" x 3/4" 1pc - Brass	100	500
100-225-00900	3/4" x 3/4" 1pc - Chrome	100	500
100-225-00940	3/4" x 3/4" 1pc - White	100	500



### Canopies - C-100 1" Depth - Heavy Gauge Steel

PART NUMBER	DESC	INNER	MASTER
100-225-01000	1/2" x 1" 1pc - Chrome	100	500
100-225-00960	1/2" x 1" 1pc - Brass	100	500
100-225-01040	1/2" x 1" 1pc - White	100	500
100-225-00980	3/4" x 1" 1pc - Brass	100	500
100-225-01020	3/4" x 1" 1pc - Chrome	100	500
100-225-01060	3/4" x 1" 1pc - White	100	500



### Canopies - C-125 1-1/4" Depth - Heavy Gauge Steel

PART NUMBER	DESC	INNER	MASTER
100-225-01080	1/2" x 1" 1pc - Brass	100	500
100-225-01120	1/2" x 1-1/4" 1pc - Chrome	100	500
100-225-01160	1/2" x 1-1/4" 1pc - White	100	500
100-225-01140	3/4" x 1-1/4" 1pc - Chrome	100	500
100-225-01180	3/4" x 1-1/4" 1pc - White	100	500



### Canopies - C-150 1-1/2" Depth - Heavy Gauge Steel

PART NUMBER	DESC	INNER	MASTER
100-225-01200	1/2" x 1-1/2" 1pc - Brass	100	500
100-225-01240	1/2" x 1-1/2" 1pc - Chrome	100	500
100-225-01280	1/2" x 1-1/2" 1pc - White	100	500
100-225-01260	3/4" x 1-1/2" 1pc - Chrome	100	500
100-225-01300	3/4" x 1-1/2" 1pc - White	100	500



### Canopies - C-175 1-3/4" Depth - Heavy Gauge Steel

PART NUMBER	DESC	INNER	MASTER
100-225-01320	1/2" x 1-3/4" 1pc - Brass	100	500
100-225-01360	1/2" x 1-3/4" 1pc - Chrome	100	500
100-225-01400	1/2" x 1-3/4" 1pc - White	100	500
100-225-01380	3/4" x 1-3/4" 1pc - Chrome	100	500
100-225-01420	3/4" x 1-3/4" 1pc - White	100	500



**Canopies - C-200 2" Depth - Heavy Gauge Steel**



PART NUMBER	DESC	INNER	MASTER
100-225-01440	1/2" x 2" 1pc - Brass	100	500
100-225-01480	1/2" x 2" 1pc - Chrome	100	500
100-225-01520	1/2" x 2" 1pc - White	100	500
100-225-01500	3/4" x 2" 1pc - Chrome	100	500
100-225-01540	3/4" x 2" 1pc - White	100	500

**Cup #1**



PART NUMBER	DESC	INNER	MASTER
100-225-01800	1/2" - Chrome	100	500
100-225-01760	1/2" - Brass	100	500
100-225-01720	1/2" - White	100	500
100-225-01780	3/4" - Brass	100	500
100-225-01820	3/4" - Chrome	100	500
100-225-01860	3/4" - White	100	500

**Cup #1 Retro-Fit**



PART NUMBER	DESC	INNER	MASTER
100-225-01900	1/2" - Chrome	100	300
100-225-01880	1/2" - Brass	100	300
100-225-01920	1/2" - White	100	300

**Cup #2**



PART NUMBER	DESC	INNER	MASTER
100-225-01680	1/2" - Chrome	100	300
100-225-01640	1/2" - Brass	100	300
100-225-01840	1/2" - White	100	300
100-225-01660	3/4" - Brass	100	300
100-225-01700	3/4" - Chrome	100	300
100-225-01740	3/4" - White	100	300

**Inner Rings - Recessed**



PART NUMBER	DESC	MASTER	PALLET
100-225-02920	1/2" Mod B&C Standard	200	8,000

### Kydex Rings

PART NUMBER	DESC	MASTER
100-225-03160	1-3/4 ID - Split White	1,000
100-225-03180	2 ID - Split White	1,000



### Recessed Extension Rings

PART NUMBER	SIZE (IN)	INNER	MASTER
100-250-00810	4-1/2 - Chrome	100	400
100-250-00820	4-1/2 - White	100	400
100-225-02620	5 - Chrome	100	400
100-225-02640	5 - White	100	400




### Recessed Extension Tubes

PART NUMBER	SIZE (IN)	MASTER
100-225-02160	4 - Chrome	200
100-225-02300	4 - White	200
100-225-02180	6 - Chrome	200
100-225-02320	6 - White	200
100-225-02200	8 - Chrome	200
100-225-02340	8 - White	200
100-225-02220	10 - Chrome	100
100-225-02360	10 - White	100



### Rod Buttons

PART NUMBER	DESC	MASTER
100-225-03100	3/8" Plastic - Chrome	3,000
100-225-03120	3/8" Plastic - White	3,000



### Semi Recessed - Retro-Fit

PART NUMBER	DESC	MASTER	PALLET
100-225-02660	1/2" Model B - Chrome	200	8,000
100-225-02685	1/2" Model B - White	200	8,000
100-225-02680	3/4" Model B - Chrome	200	8,000



### Skirt A

PART NUMBER	DESC	INNER	MASTER
100-225-01960	Chrome	100	300
100-225-01940	Brass	100	300
100-225-01980	White	100	300





**Skirt B**



PART NUMBER	DESC	MASTER	PALLET
100-225-02020	Chrome	200	8,000
100-225-02000	Brass	200	8,000
100-225-02040	White	200	8,000

**Skirt C**



PART NUMBER	DESC	MASTER	PALLET
100-225-02080	Chrome	200	8,000
100-225-02060	Brass	200	8,000
100-225-02100	White	200	8,000

**Wall Plates - Galvanized**



PART NUMBER	SIZE (IN)	MASTER
100-575-00020	1	90
100-575-00040	1-1/4	65
100-575-00060	1-1/2	50
100-575-00080	2	40
100-575-00100	2-1/2	30
100-575-00120	3	30
100-575-00140	4	20

**Wall Plates - Plastic - Chrome**



PART NUMBER	SIZE (IN)	INNER	MASTER
100-250-00320	1/2	12	2,160
100-250-00340	3/4	12	2,160
100-250-00360	1	12	1,800
100-250-00380	1-1/4	12	1,680
100-250-00400	1-1/2	12	1,680
100-250-00420	2	12	1,152
100-250-00440	2-1/2	12	576
100-250-00460	3	12	576
100-250-00500	4	12	432
100-250-00520	5	6	240
100-250-00540	6	6	240
100-250-00560	8	6	144

### Wall Plates - Plastic - White

PART NUMBER	SIZE (IN)	INNER	MASTER
100-250-00580	1/2	12	2,160
100-250-00600	3/4	12	2,160
100-250-00620	1	12	1,800
100-250-00640	1-1/4	12	1,680
100-250-00660	1-1/2	12	1,680
100-250-00680	2	12	1,152
100-250-00700	2-1/2	12	576
100-250-00720	3	12	576
100-250-00740	4	12	432
100-250-00760	5	6	240
100-250-00780	6	6	240
100-250-00800	8	6	144



### Wall Plates - Heavy Steel - Hinged

PART NUMBER	SIZE (IN)	INNER	MASTER
100-250-00020	1/2	48	480
100-250-00040	3/4	48	480
100-250-00060	1	48	480
100-250-00080	1-1/4	80	240
100-250-00100	1-1/2	60	240
100-250-00120	2	60	240
100-250-00140	2-1/2	40	120
100-250-00160	3	12	120
100-250-00200	4	30	120
100-250-00220	5	30	60
100-250-00240	6	30	60
100-250-00260	8	24	48
100-250-00280	10	24	48



### Water Shields

PART NUMBER	DESC	INNER	MASTER
100-350-00270	1/2 x 4 Round - Aluminum	200	1,000
100-350-00260	3/4 x 4 Round - Aluminum	200	1,000
100-350-00240	3/4 x 4 Square - Aluminum	200	1,000



**Lansdale Mighty Marker Permanent Paint Markers**



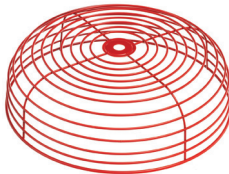
PART NUMBER		INNER	MASTER
100-425-00020	Yellow	12	144
100-425-00040	White	12	144
100-425-00060	Red	12	144
100-425-00080	Black	12	144
100-425-00100	Blue	12	144
100-425-00120	Green	12	144
100-425-00140	Orange	12	144
100-425-00141	Lite Blue	12	144
100-425-00142	Lite Green	12	144
100-425-00143	Pink	12	144
100-425-00144	Silver	12	144

**Access Panels**



PART NUMBER	DESC	INNER	MASTER
100-375-00300	14 x 24	1	5

**Alarm Bell Back Boxes & Guards**



PART NUMBER	DESC	INNER	MASTER
300-175-00080	Bell Back Box	—	80
100-350-00380	Wire Bell Guard - Red	1	20

**Break Locks**



PART NUMBER	DESC	INNER	MASTER
100-400-00020	Small - Brass	50	250
100-400-00040	Large - Steel	25	200
100-400-00050	Large - Steel [Master Lock]	12	72


**Head Guards w/ Baffle**



PART NUMBER	DESC	MASTER
100-350-00140	1 pc 1/2 - 3/4 - Short Red	100
100-350-00160	1 pc 1/2 - 3/4 - Red	100
100-350-00220	Baffle Plate w/ Nut & Screw	300

### Head Guards

PART NUMBER	DESC	MASTER
100-350-00440	2 pc 1/2 - Red	100
100-350-00060	1 pc 1/2 - 3/4 - Chrome	100
100-350-00120	1 pc 1/2 - 3/4 - Recessed Chrome	200
100-350-00020	1 pc 1/2 - 3/4 - Red	100
100-350-00100	1 pc 1/2 - 3/4 - White	100
100-350-00420	2 pc 1/2 - Chrome	100
100-350-00080	2 pc 3/4 - Chrome	100
100-350-00040	2 pc 3/4 - Red	100



### Hole Saw Pilot Bits

PART NUMBER	DESC	INNER	MASTER	PALLET
100-525-00080	Pilot Bit - 1/4 x 2-7/8	25	500	30,000



### Hole Saw Tools

PART NUMBER	DESC	INNER	MASTER	PALLET
100-525-00020	1L Arbor/A-1 Arbor 1 - 1-3/16	10	100	6,000
100-525-00040	2L Arbor/A-10 Arbor 1-3/8 - 4-3/4	10	50	3,000
100-525-00060	A2 Arbor - Mag-Bit	10	100	3,000



### Hole Saws

PART NUMBER	SIZE (IN)	INNER	MASTER	PALLET
100-525-00100	3/4	10	100	5,000
100-525-00140	7/8	10	100	5,000
100-525-00180	1	10	100	5,000
100-525-00220	1-1/8	10	100	5,000
100-525-00240	1-3/16	10	100	5,000
100-525-00280	1-7/16	10	100	5,000
100-525-00300	1-1/4	10	100	5,000
100-525-00320	1-1/2	10	100	5,000
100-525-00360	1-3/4	10	100	5,000
100-525-00380	2	10	100	5,000
100-525-00400	2-1/8	10	100	5,000
100-525-00420	2-1/4	10	50	3,000
100-525-00440	2-1/2	10	50	3,000
100-525-00480	2-3/4	10	50	3,000
100-525-00500	2-7/8	4	20	1,200
100-525-00520	3	4	20	1,200
100-525-00540	3-1/8	4	20	1,200



Continued on Next Page



**Hole Saws** *Continued*



PART NUMBER	SIZE (IN)	INNER	MASTER	PALLET
100-525-00560	3-1/4	4	20	1,200
100-525-00580	3-1/2	4	20	1,200
100-525-00600	3-5/8	4	20	1,200
100-525-00620	3-3/4	4	20	1,200
100-525-00640	4	4	20	1,200
100-525-00700	4-1/2	4	20	1,200
100-525-00720	4-3/4	4	20	1,200

**Metalcut Recip Blades**



PART NUMBER	SIZE (IN)	MASTER
100-525-00730	6	50
100-525-00735	8	50

**Pilot Clamps**



PART NUMBER	DESC	INNER	MASTER
100-525-00740	Pilot Clamp	1	5

**Roll Groove Wheels**



PART NUMBER	DESC	MASTER	PALLET
100-525-01140	Roll Groove Wheel	250	5,000

**Spare Head Cabinets**



PART NUMBER	SIZE (IN)	MASTER
100-375-00020	3-Hole	50
100-375-00040	6-Hole	25
100-375-00080	6-Hole ESFR	20
100-375-00060	12-Hole	20
100-375-00065	24-Hole	10
100-375-00070	36-Hole	10

**Sprinkler Head Wrenches**



PART NUMBER	DESC	MASTER
100-525-01420	Standard Sprinkler Wrench	50
100-525-01425	Standard Sprinkler Wrench - W2	50

### Sprinkler Identification Signs

PART NUMBER	DESC	INNER	MASTER
100-475-02020	3 Round - Do Not Hang FFS Sticker 100 per Roll	—	76
100-475-01000	4 x 6 Valve Controls Auto Sp	200	1,000
100-475-01910	5 x 7 - Warning for Homes	100	1,000
100-475-00160	5 x 7 Hydraulic System	100	1,000
100-475-00290	5 x 7 Anti-Freeze System	100	1,000
100-475-01400	5 x 7 Hydraulic Calc System	100	1,000
100-475-01620	5 x 7 Sprinkler System General Info	100	1,000
100-475-01940	5 x 7 Residential Calc Sticker - Pack of 50	—	50
100-475-02080	5 x 7 Comm. Calc Sticker New Version	—	50
100-475-02100	5 x 7 Commercial Calc Sticker	—	50
100-475-01160	6 Round Fire Alarm	100	400
100-475-01180	6 Round - Dial 911	100	400
100-475-00120	6 x 2 Main Drain	200	1,000
100-475-00180	6 x 2 Inspector Test	200	1,000
100-475-00340	6 x 2 Control Valve	200	1,000
100-475-00020	6 x 2 Auxiliary Drain	200	1,000
100-475-00060	6 x 2 Fire Sprinkler Line Arrow 100 per Roll	—	50
100-475-00080	6 x 2 Inspector Test Decal 100 per Roll	—	50
100-475-00100	6 x 2 Control Valve Decal 100 per Roll	—	50
100-475-00110	6 x 2 Test Header	200	1,000
100-475-00200	6 x 2 Alarm Test	200	1,000
100-475-00220	6 x 2 Standpipe System	200	1,000
100-475-00260	6 x 2 Sprinkler Valve Room	200	1,000
100-475-00280	6 x 2 Anti-Freeze System	200	1,000
100-475-00300	6 x 2 Test & Drain	200	1,000
100-475-00360	6 x 2 Water Motorline	200	1,000
100-475-00380	6 x 2 Main Control	200	1,000
100-475-00390	6 x 2 Low Point Drain	200	1,000
100-475-00400	6 x 2 Test Valve	200	1,000
100-475-00420	6 x 2 Air Line	200	1,000
100-475-00425	6 x 2 Fire Sprinkler Riser Inside	200	1,000
100-475-00430	6 x 2 Drum Drip	200	1,000
100-475-00435	6 x 2 Air Vent	200	1,000
100-475-00600	6 x 2 Air Control	200	1,000
100-475-00620	6 x 2 Anti-Freeze	200	1,000
100-475-00640	6 x 2 Alarm Line	200	1,000
100-475-00660	6 x 2 Blank w/ Red Border	200	1,000
100-475-00680	6 x 2 Blank	200	1,000
100-475-00980	6 x 2 Comb Standpipe System	200	1,000
100-475-01020	6 x 2 Drain	200	1,000



Continued on Next Page

**Sprinkler Identification Signs** *Continued*



PART NUMBER	DESC	INNER	MASTER
100-475-01040	6 x 2 Do Not Close	200	1,000
100-475-01060	6 x 2 Dry Standpipe	200	1,000
100-475-01080	6 x 2 Drain Valve	200	1,000
100-475-01100	6 x 2 Entire System	200	1,000
100-475-01200	6 x 2 From City Main	200	1,000
100-475-01220	6 x 2 FDC	200	1,000
100-475-01260	6 x 2 Fire Sprinkler Valve	200	1,000
100-475-01280	6 x 2 Fire Sprinkler Valve Do Not Close	200	1,000
100-475-01440	6 x 2 In This Building	200	1,000
100-475-01460	6 x 2 In this Section	200	1,000
100-475-01480	6 x 2 Normally Closed	200	1,000
100-475-01500	6 x 2 Normally Open	200	1,000
100-475-01520	6 x 2 Open Sprinkler Control	200	1,000
100-475-01540	6 x 2 Open Sprinkler Drain	200	1,000
100-475-01560	6 x 2 Sprinkler Control Room	200	1,000
100-475-01580	6 x 2 Sprinkler Control Valve	200	1,000
100-475-01600	6 x 2 Sprinkler Riser	200	1,000
100-475-01610	6 x 2 - Sprinkler Riser Room	200	1,000
100-475-01760	6 x 2 Wet Standpipe	200	1,000
100-475-01920	6 x 2 Auxiliary Drain Sticker 100 per Roll	—	50
100-475-02160	6 x 2 Main Drain Sticker 100 per Roll	—	50
100-475-02040	6 x 3 Fire Sprinkler Sticker 100 per Roll	—	50
100-475-02060	6 x 18 Fire Sprinkler Sticker	—	50
100-475-00140	8 x 1-1/4 Valve Shut	100	1,000
100-475-02255	8-1/2 x 11 Hydraulic Data Plate	—	100
100-475-00240	9 x 7 Fire Alarm Bell	100	500
100-475-00320	9 x 7 Control Valve	100	500
100-475-01170	9 x 7 Sprinkler Fire Alarm-Call 911	100	500
100-475-01240	9 x 7 Fire Sprinkler Riser	100	500
100-475-00480	12 x 6 Curb Valve	100	200
100-475-00520	12 x 6 Auto Sprinkler Shut Off Valve	100	200
100-475-00560	12 x 6 Combo Auto Sprinkler Standpipe	100	200
100-475-00540	12 x 8 Standpipe	100	200
100-475-00442	12 x 10 Siamese Conn For Fire Dept	100	200
100-475-00462	12 x 10 Sprinkler Throughout Building	100	200
100-475-00465	12 x 10 FDC	100	200
100-475-00475	12 x 10 FDC with Arrow Label	100	200
100-475-00580	12 x 10 Blank	100	200
100-475-02260	100 ft of Chain (Box)	1	12
100-475-02280	250 ft of Chain (Reel)	1	6

### Gauge Kits

PART NUMBER	DESC	INNER	MASTER	PALLET
100-325-00760	Air 250 PSI - Stainless Steel	—	10	—
100-325-00780	Air/Water - Plastic - Black Trim	1	20	480
100-325-00950	Trim Only - Black	1	20	480
100-325-00940	Water - Plastic - Black Trim	1	20	480
100-325-00085	Water/Air - Plastic - Galvanized Trim	1	20	480
100-325-00080	Water/Air - Stainless Steel - Black Trim	1	20	480
100-325-00082	Water/Air - Stainless Steel - Galvanized Trim	1	20	480



### Gauges - Plastic

PART NUMBER	DESC	MASTER	PALLET
100-325-00100	Air 0-80 PSI w/ Retard to 250 PSI - Plastic	60	1,680
100-325-00920	Air 0-300 PSI - Plastic	60	1,680
100-325-00060	Air/Water 300 PSI - Plastic	60	1,680
100-325-00020	Water 300 PSI - Plastic	60	1,680
100-325-00150	Water 600 PSI - Plastic	60	1,680



### Gauges - Stainless Steel

PART NUMBER	DESC	MASTER	PALLET
100-325-00957	Air 0-80 PSI w/ Retard to 250 PSI - Metal	60	1,680
100-325-00120	Air w/ Retard 250 PSI - Stainless Steel	60	1,680
100-325-00040	Air/Water 300 PSI - Stainless Steel	60	480
100-325-00900	Air/Water -30-300 PSI - Stainless Steel	60	480
100-325-00880	Air/Water Liquid Filled 0-300 PSI - Stainless Steel	12	96
100-325-00860	Air/Water Liquid Filled -30-300 PSI - Stainless Steel	12	96
100-325-00180	Water 300 PSI - Stainless Steel	150	1,200



### ACCESSORIES PIPE STANDS

### Adjustable V-Type Pipe Stands

PART NUMBER	DESC	MASTER
500-200-00500	V-Type Pipe Stand	1



### Adjustable Ductile Iron Pipe Stands



PART NUMBER	SIZE	INNER	MASTER	PALLET
700-560-01000	2	—	1	355
700-560-01010	2-1/2	—	1	350
700-560-01020	3	1	4	120
700-560-01030	4	1	4	120
700-560-01040	5	1	4	120
700-560-01050	6	1	4	120
700-560-01060	8	1	3	81
700-560-01070	10	1	3	81
700-560-01080	12	1	3	54
700-560-01090	14	—	1	60
700-560-01100	16	—	1	60
700-560-01110	18	—	1	30
700-560-01120	20	—	1	20
700-560-01140	24	—	1	12

### Adjustable Steel Pipe Stands



PART NUMBER	SIZE	INNER	MASTER	PALLET
700-560-01150	2	1	4	120
700-560-01160	2-1/2	1	4	120
700-560-01170	3	1	4	120
700-560-01180	4	1	4	120
700-560-01190	5	1	4	120
700-560-01200	6	1	4	120
700-560-01210	8	1	3	81
700-560-01220	10	1	3	81
700-560-01230	12	1	3	54
700-560-01240	14	—	1	60
700-560-01250	16	—	1	50
700-560-01260	18	—	1	30
700-560-01270	20	—	1	30
700-560-01290	24	—	1	25


### Adjustable U-Bolt Saddle Pipe Stands



PART NUMBER	SIZE	MASTER	PALLET
700-560-01360	4	1	175
700-560-01400	6	1	140
700-560-01420	8	1	125
700-560-01440	10	1	130
700-560-01460	12	1	125

**Air Maintenance Devices**


PART NUMBER	DESC	MASTER	PALLET
150-175-00020	AMD w/ Pressure Regulator	1	50
150-175-00040	AMD w/ Pressure Switch	1	25



**BRASS TRIM**  
AIR VENTS


**Air Vents - Automatic 1/2"**

PART NUMBER	DESC	INNER	MASTER	PALLET
700-500-00020	1/2	1	8	128



**Air Vents - Automatic 1/2" w/ Cap**

PART NUMBER	DESC	INNER	MASTER	PALLET
700-500-00060	1/2 w/ 2 End Cap	—	1	—
700-500-00080	1/2 w/ 2-1/2 End Cap	—	1	—
700-500-00100	1/2 w/ 3 End Cap	—	1	—
700-500-00120	1/2 w/ 4 End Cap	—	1	—
700-500-00140	1/2 w/ 6 End Cap	—	1	—
700-500-00160	1/2 w/ 8 End Cap	—	1	—



**Air Vents - Automatic 1"**

PART NUMBER	DESC	INNER	MASTER	PALLET
700-500-00180	1	—	1	—



### Extension Couplings - Knurl




PART NUMBER	SIZE (IN)	INNER	MASTER	PALLET
100-125-00020	1/2 x 1/2	40	480	9,600
100-125-00021	1/2 x 3/4	40	400	16,000
100-125-00022	1/2 x 1	30	300	12,000
100-125-00023	1/2 x 1-1/2	25	250	10,500
100-125-00024	1/2 x 2	20	200	8,000
100-125-00070	3/4 x 1/2	25	250	10,000
100-125-00075	3/4 x 3/4	25	250	10,000
100-125-00078	3/4 x 1	20	200	8,000

### Extension Couplings - Hex



PART NUMBER	SIZE (IN)	INNER	MASTER	PALLET
100-125-00025	1/2 x 1/2	40	480	19,200
100-125-00040	1/2 x 3/4	40	400	16,000
100-125-00060	1/2 x 1	30	300	12,000
100-125-00080	1/2 x 1-1/2	25	250	10,500
100-125-00100	1/2 x 2	20	200	8,000
100-125-00120	3/4 x 1/2	25	250	10,000
100-125-00140	3/4 x 3/4	25	250	10,000
100-125-00160	3/4 x 1	20	200	8,000

### Orifice Unions



PART NUMBER	DESC	INNER	MASTER	PALLET
100-125-00220	1/2 Brass Union w/ 3/32 Orifice	12	144	5,184

### Sight Glasses



PART NUMBER	SIZE (IN)	INNER	MASTER	PALLET
100-450-00060	1 Male x Female Full Flow	5	30	1,080
100-450-00020	1 Male x Female w/ 1/2" Orifice	5	30	1,080
100-450-00100	1 Female x Female w/ 1/2" Orifice	5	25	1,200
100-450-00040	1 Female x Female w/ 17/32" Orifice	5	25	1,200
100-450-00080	1-1/4 Male x Female Full Flow	5	30	1,080
100-450-00160	2 Female x Female w/ 1/2" Orifice	1	15	720

### 3-Way Valves

PART NUMBER	DESC	INNER	MASTER	PALLET
700-100-00220	3 Way 1/4 Globe Valve	12	144	4,608
700-100-00230	3 Way 1/4 Globe Valve Straight	10	100	3,600



### Angle Valves

PART NUMBER	SIZE (IN)	INNER	MASTER	PALLET
700-125-00140	1/2	8	80	2,880
700-125-00160	3/4	6	60	2,160
700-125-00180	1	5	40	1,440
700-125-00200	1-1/4	3	24	864
700-125-00220	1-1/2	2	16	576
700-125-00240	2	1	12	288



### Angle Valves - Replacement Parts

PART NUMBER	SIZE (IN)	MASTER
700-125-00500	Handle for 2" Angle Valve	1



### Ball Drips

PART NUMBER	SIZE (IN)	INNER	MASTER	PALLET
700-150-00060	1/2	10	100	4,400
700-150-00080	3/4	10	100	4,400



### Ball Valves - Leaded

PART NUMBER	SIZE (IN)	INNER	MASTER	PALLET
700-200-00020	1/4	10	180	5,400
700-200-00040	3/8	10	180	5,400
700-200-00060	1/2	10	120	5,760
700-200-00080	3/4	10	90	2,880
700-200-00100	1	6	60	1,800
700-200-00120	1-1/4	4	36	1,296
700-200-00140	1-1/2	4	24	1,296
700-200-00160	2	2	12	384
700-200-00180	2-1/2	2	8	288
700-200-00200	3	2	6	180
700-200-00201	4	1	4	108



### Ball Valves - Lead Free



PART NUMBER	SIZE (IN)	INNER	MASTER	PALLET
700-200-00205	1/4	10	180	5,400
700-200-00210	3/8	10	180	5,400
700-200-00215	1/2	10	120	5,760
700-200-00220	3/4	10	90	2,880
700-200-00225	1	6	60	1,800
700-200-00230	1-1/4	4	36	1,296
700-200-00235	1-1/2	4	24	864
700-200-00240	2	2	12	384
700-200-00245	2-1/2	2	8	288
700-200-00250	3	2	6	180
700-200-00252	4	1	4	108

### Boiler Drains



PART NUMBER	SIZE (IN)	INNER	MASTER	PALLET
700-150-00020	1/2	12	72	2,160
700-150-00040	3/4	12	72	2,160

### Boiler Drains - Lead Free



PART NUMBER	SIZE (IN)	INNER	MASTER	PALLET
700-155-00020	1/2 Female	10	100	3,000
700-155-00060	1/2 Male	10	100	3,000
700-155-00040	3/4 Female	10	100	3,000
700-155-00080	3/4 Male	10	100	3,000

### Boiler Drains - Lead Free Quarter Turn



PART NUMBER	SIZE (IN)	INNER	MASTER	PALLET
700-155-00100	1/2 - 1/4 Turn	10	100	3,000
700-155-00120	3/4 - 1/4 Turn	10	100	3,000

### Check Valves - In-Line Fire Protection



PART NUMBER	SIZE (IN)	INNER	MASTER	PALLET
700-225-00260	1	10	60	2,880
700-225-00280	1-1/4	5	40	1,440
700-225-00300	1-1/2	5	30	990
700-225-00320	2	4	16	512

**Check Valves - In-Line Lead Free Fire Protection**

PART NUMBER	SIZE (IN)	INNER	MASTER	PALLET
700-225-02200	1	10	60	2,880
700-225-02202	1-1/4	5	40	1,440
700-225-02204	1-1/2	5	30	990
700-225-02206	2	4	16	512



**Check Valves - Swing Fire Protection**

PART NUMBER	SIZE (IN)	INNER	MASTER	PALLET
700-225-00410	2 GRV x GRV	1	6	216
700-225-00420	2-1/2 GRV x GRV	1	6	216
700-225-00440	3 GRV x GRV	1	6	216
700-225-00360	4 MNPT x FNPT	1	4	144
700-225-00340	4 MNPT x GRV	1	4	144
700-225-00350	4 GRV x GRV	1	4	144



**Check Valves - Swing Lead Free Fire Protection**

PART NUMBER	SIZE (IN)	INNER	MASTER	PALLET
700-225-02300	1	10	80	2,560
700-225-02302	1-1/4	5	40	1,280
700-225-02304	1-1/2	5	30	1,080
700-225-02306	2	2	24	576



**Check Valves - Swing Soft Seat Threaded Fire Protection**

PART NUMBER	SIZE (IN)	INNER	MASTER	PALLET
700-225-00020	1/2	10	120	4,320
700-225-00040	3/4	10	100	3,600
700-225-00060	1	10	80	2,560
700-225-00080	1-1/4	5	40	1,280
700-225-00100	1-1/2	5	30	1,080
700-225-00120	2	2	24	576



**Check Valves w/ 3/32 Orifice Fire Protection**

PART NUMBER	SIZE (IN)	INNER	MASTER	PALLET
700-225-00130	1/2	10	120	4,320



**Globe Valves**




PART NUMBER	SIZE (IN)	INNER	MASTER	PALLET
700-100-00020	1/4	10	100	3,600
700-100-00040	3/8	10	100	3,600
700-100-00060	1/2	10	100	3,600
700-100-00080	3/4	8	80	2,880
700-100-00100	1	5	50	2,200
700-100-00120	1-1/4	4	32	1,152
700-100-00140	1-1/2	4	24	864
700-100-00160	2	2	12	408

**Inspector's Test - Test Valve**



PART NUMBER	SIZE (IN)	MASTER
700-410-00020	1" 2.8K	1
700-410-00040	1" 4.2K	1
700-410-00060	1" 5.6K	1
700-410-00080	1" 8.0K	1
700-410-00100	1" 11.2K	1

**Inspector's Test - Test Valve w/ Sight Glass**



PART NUMBER	SIZE (IN)	MASTER
700-410-00120	1" 2.8K	1
700-410-00140	1" 4.2K	1
700-410-00160	1" 5.6K	1
700-410-00180	1" 8.0K	1
700-410-00200	1" 11.2K	1

**Inspector's Test - Test Valve w/ Sight Glass & PRV**



PART NUMBER	SIZE (IN)	MASTER
700-410-00220	1" 2.8K	1
700-410-00240	1" 4.2K	1
700-410-00260	1" 5.6K	1
700-410-00280	1" 8.0K	1
700-410-00300	1" 11.2K	1

**Inspector's Test - Sight Glass**



PART NUMBER	SIZE (IN)	MASTER
700-410-00320	1	1

**OS&Y Valves - Brass Threaded**

PART NUMBER	SIZE (IN)	INNER	MASTER	PALLET
700-250-00020	1	2	16	576
700-250-00040	1-1/4	2	12	480
700-250-00060	1-1/2	2	8	320
700-250-00080	2	1	6	192



**Powerball Butterfly Valves - Grooved**

PART NUMBER	SIZE (IN)	INNER	MASTER	PALLET
700-350-00120	1-1/4	1	6	324
700-350-00140	1-1/2	1	6	324
700-350-00160	2	1	6	324
700-350-00180	2-1/2	1	6	324




**Powerball Butterfly Valves - Threaded**

PART NUMBER	SIZE (IN)	INNER	MASTER	PALLET
700-350-00020	1	1	6	324
700-350-00040	1-1/4	1	6	324
700-350-00060	1-1/2	1	6	324
700-350-00080	2	1	6	324
700-350-00100	2-1/2	1	6	324



**Powerball Butterfly Valves - Replacement Parts**

PART NUMBER	DESC	INNER	MASTER	PALLET
700-350-00200	Replacement Tamper Switch & Gear Box - Powerball 300	1	6	324
700-350-00220	Replacement Tamper Switch Only - Powerball	1	10	540



**Pressure Relief Valves - Adjustable**

PART NUMBER	SIZE (IN)	INNER	MASTER	PALLET
700-375-00010	1/2 - 75-175 PSI	1	160	3,200
700-375-00015	1/2 - 75-310 PSI	8	160	3,200




**Pressure Relief Valves - Pre-Set**

PART NUMBER	SIZE (IN)	INNER	MASTER	PALLET
700-375-00080	1/2 - 150 PSI	12	144	5,184
700-375-00040	1/2 - 175 PSI	12	144	5,184
700-375-00060	3/4 - 175 PSI	10	120	4,320




**Test & Drains - Angle 2.8K 3/8" Orifice**




PART NUMBER	SIZE (IN)	INNER	MASTER	PALLET
700-400-01540	3/4	1	10	320
700-400-01560	1	1	10	320
700-400-01580	1-1/4	1	8	128
700-400-01600	1-1/2	1	6	96
700-400-01620	2	1	6	96

**Test & Drains - Angle 4.2K 7/16" Orifice**



PART NUMBER	SIZE (IN)	INNER	MASTER	PALLET
700-400-00340	3/4	1	10	320
700-400-00360	1	1	10	320
700-400-00380	1-1/4	1	8	128

**Test & Drains - Angle 5.6K 1/2" Orifice**



PART NUMBER	SIZE (IN)	INNER	MASTER	PALLET
700-400-00005	3/4	1	10	320
700-400-00006	1	1	10	320
700-400-00007	1-1/4	1	8	128
700-400-00008	1-1/2	1	6	96
700-400-00009	2	1	6	96

**Test & Drains - Angle 8.0K 17/32" Orifice**



PART NUMBER	SIZE (IN)	INNER	MASTER	PALLET
700-400-00540	3/4	1	10	320
700-400-00560	1	1	10	320
700-400-00580	1-1/4	1	8	128
700-400-00600	1-1/2	1	6	96
700-400-00620	2	1	6	96

**Test & Drains - Angle 11.2K 5/8" Orifice**



PART NUMBER	SIZE (IN)	INNER	MASTER	PALLET
700-400-00740	3/4	1	10	320
700-400-00760	1	1	10	320
700-400-00780	1-1/4	1	8	128
700-400-00800	1-1/2	1	6	96
700-400-00820	2	1	6	96

**Test & Drains - Angle 14.0K 3/4" Orifice**

PART NUMBER	SIZE (IN)	INNER	MASTER	PALLET
700-400-00940	1-1/4	1	8	128
700-400-00960	1-1/2	1	6	96
700-400-00980	2	1	6	96




**Test & Drains - Angle 25.2K**

PART NUMBER	SIZE (IN)	INNER	MASTER	PALLET
700-400-01060	1-1/2	1	6	96
700-400-01080	2	1	6	96




**Test & Drains - Angle w/ PRV 2.8K 3/8" Orifice**

PART NUMBER	SIZE (IN)	INNER	MASTER	PALLET
700-400-01640	3/4	1	10	320
700-400-01660	1	1	10	320
700-400-01680	1-1/4	1	8	128
700-400-01700	1-1/2	1	6	96
700-400-01720	2	1	6	108




**Test & Drains - Angle w/ PRV 4.2K 7/16" Orifice**

PART NUMBER	SIZE (IN)	INNER	MASTER	PALLET
700-400-00475	1	1	10	320
700-400-00480	1-1/4	1	8	128
700-400-00500	1-1/2	1	6	96
700-400-00520	2	1	8	108




**Test & Drains - Angle w/ PRV 5.6K 1/2" Orifice**

PART NUMBER	SIZE (IN)	INNER	MASTER	PALLET
700-400-00088	3/4	1	10	320
700-400-00081	1	1	10	320
700-400-00082	1-1/4	1	8	128
700-400-00083	1-1/2	1	6	96
700-400-00084	2	1	6	96




**Test & Drains - Angle w/ PRV 8.0K 17/32" Orifice**




PART NUMBER	SIZE (IN)	INNER	MASTER	PALLET
700-400-00640	3/4	1	10	320
700-400-00660	1	1	10	320
700-400-00680	1-1/4	1	8	128
700-400-00700	1-1/2	1	6	96
700-400-00720	2	1	6	96

**Test & Drains - Angle w/ PRV 11.2K 5/8" Orifice**




PART NUMBER	SIZE (IN)	INNER	MASTER	PALLET
700-400-00840	3/4	1	10	320
700-400-00860	1	1	10	320
700-400-00880	1-1/4	1	8	128
700-400-00900	1-1/2	1	6	96
700-400-00920	2	1	6	96

**Test & Drains - Angle w/ PRV 14.0K 3/4" Orifice**



PART NUMBER	SIZE (IN)	INNER	MASTER	PALLET
700-400-01000	1-1/4	1	8	128
700-400-01020	1-1/2	1	6	96
700-400-01040	2	1	6	96


**Test & Drains - Angle w/ PRV 25.2K**



PART NUMBER	SIZE (IN)	INNER	MASTER	PALLET
700-400-01100	1-1/2	1	6	96
700-400-01120	2	1	8	108


**Test & Drains - Angle w/ Adjustable PRV & Gauge 4.2K 7/16" Orifice**

PART NUMBER	SIZE (IN)	INNER	MASTER	PALLET
700-400-01140	3/4	1	10	320
700-400-01160	1	1	10	160
700-400-01180	1-1/4	1	8	128
700-400-01200	1-1/2	1	6	96
700-400-01220	2	1	6	108




**Test & Drains - Angle w/ Adjustable PRV & Gauge 5.6K 1/2" Orifice**

PART NUMBER	SIZE (IN)	MASTER	PALLET
700-400-00260	1	1	160
700-400-00280	1-1/4	1	128
700-400-00300	1-1/2	1	96
700-400-00320	2	1	96



**Test & Drains - Angle w/ Adjustable PRV & Gauge 8.0K 17/32" Orifice**

PART NUMBER	SIZE (IN)	INNER	MASTER	PALLET
700-400-01240	3/4	1	10	320
700-400-01260	1	1	10	160
700-400-01280	1-1/4	1	8	128
700-400-01300	1-1/2	1	6	96
700-400-01320	2	1	6	108



**Test & Drains - Angle w/ Adjustable PRV & Gauge 11.2K 5/8" Orifice**




PART NUMBER	SIZE (IN)	INNER	MASTER	PALLET
700-400-01340	3/4	1	10	320
700-400-01360	1	1	10	320
700-400-01380	1-1/4	1	8	128
700-400-01400	1-1/2	1	6	96
700-400-01420	2	1	6	108

**Test & Drains - Angle w/ Adjustable PRV & Gauge 14.0K 3/4" Orifice**



PART NUMBER	SIZE (IN)	INNER	MASTER	PALLET
700-400-01440	1-1/4	1	8	128
700-400-01460	1-1/2	1	6	96
700-400-01480	2	1	6	108

**Test & Drains - Angle w/ Adjustable PRV & Gauge 25.2K**



PART NUMBER	SIZE (IN)	INNER	MASTER	PALLET
700-400-01500	1-1/2	1	6	96
700-400-01520	2	1	8	108

**Test & Drains - Straight w/ 4.2K 7/16" Orifice**

PART NUMBER	SIZE (IN)	INNER	MASTER	PALLET
700-400-00090	1	1	16	256
700-400-00091	1-1/4	1	16	256
700-400-00092	1-1/2	1	8	96
700-400-00093	2	1	8	96




**Test & Drains - Straight w/ 5.6K 1/2" Orifice**

PART NUMBER	SIZE (IN)	INNER	MASTER	PALLET
700-400-00020	1	1	16	256
700-400-00040	1-1/4	1	16	256
700-400-00060	1-1/2	1	8	96
700-400-00080	2	1	8	96



**Test & Drains - Straight w/ PRV 4.2K 7/16" Orifice**

PART NUMBER	SIZE (IN)	INNER	MASTER	PALLET
700-400-00085	1	1	16	256
700-400-00086	1-1/4	1	16	256
700-400-00087	2	1	8	96



**Test & Drains - Straight w/ PRV 5.6K 1/2" Orifice**

PART NUMBER	SIZE (IN)	INNER	MASTER	PALLET
700-400-00094	1	1	10	320
700-400-00095	1-1/4	1	8	128
700-400-00096	1-1/2	1	6	96
700-400-00097	2	1	6	96



**Wye Strainers**

PART NUMBER	SIZE (IN)	INNER	MASTER	PALLET
650-225-05430	1/4	10	120	4,320



**Anti-freeze**



PART NUMBER	DESC	MASTER	PALLET
250-100-00020	5 gal - Glycerine CPVC Safe	—	36
250-100-00060	5 gal - Glycol	1	36
250-100-00040	55 gal - Glycerine CPVC Safe	—	4
250-100-00080	55 gal - Glycol	1	4

**Clear Cutting Oil - FBC Approved**



PART NUMBER	SIZE (GAL)	MASTER	PALLET
250-200-00080	1	6	168
250-200-00100	5	1	36
250-200-00120	55	1	4
250-200-00140	275	—	1

**Dark Cutting Oil - FBC Approved**



PART NUMBER	SIZE (GAL)	MASTER	PALLET
250-200-00010	1	1	24
250-200-00040	5	1	36
250-200-00060	55	1	4

**Gasket Lube - FBC Approved**



PART NUMBER	SIZE (QT)	MASTER	PALLET
250-150-00040	1	12	60

**CHEMICALS  
SEALANTS**

**Anaerobic Sealants - Permabond**



PART NUMBER	DESC	MASTER	PALLET
250-250-00450	LH050 250 ml	12	1,200
250-250-00480	LH050 5 gal	16	—
250-250-00460	LH050 750 ml	12	576
250-250-00540	LH056 5 gal (FBC)	16	—
250-250-00520	LH056 750 ml (FBC)	12	576
250-250-00600	LH150 350 ml	12	576

### Anaerobic Sealants - Saf T Lock

PART NUMBER	SIZE	MASTER
250-250-00020	250 ml	4
250-250-00040	750 ml	10
250-250-00060	1 qt	10
250-250-00080	7 L	1



### Fire Caulk - Metacaulk - FBC Approved

PART NUMBER	DESC	MASTER	PALLET
250-175-00030	350i 10.3 oz	12	1,480
250-175-00045	350i 5 gal	36	2,133
250-175-00020	1000 10.3 oz	12	1,480
250-175-00040	1000 5 gal	36	2,069



### Teflon Tape

PART NUMBER	DESC	INNER	MASTER
100-300-01050	Kwick Wick Spool	25	400
100-500-00021	1/2" x 520' - White Tiger	100	1,000
100-500-00041	3/4" x 520' - White Tiger	60	960
100-500-00081	1/2" x 520' - High Density - Pink Panther	100	600
100-500-00091	3/4" x 520' - High Density - Pink Panther	60	480



### Thread Sealants - Lansdale - FBC Approved

PART NUMBER	DESC	MASTER	PALLET
250-250-00240	1 qt Brush Top	12	56
250-250-00100	1 qt Screw Top	12	420
250-250-00320	5 gal	1	—
250-250-00340	55 gal	1	4



### Weld Sealants - Permabond

PART NUMBER	DESC	MASTER	PALLET
250-250-00380	HL126 1 L	1	360
250-250-00400	HL126 50 ml	1	1,152
250-250-00405	HL138 250ml	4	—



**Butterfly Valves - Grooved Normally Open**



PART NUMBER	SIZE (IN)	MASTER	PALLET
700-325-00150	2	1	76
700-325-00160	2-1/2	1	76
700-325-00180	3	1	76
700-325-00200	4	1	60
700-325-00220	5	1	30
700-325-00240	6	1	30
700-325-00260	8	1	12
700-325-00265	10	1	8
700-325-00270	12	1	6

**Butterfly Valves - Grooved Normally Closed**



PART NUMBER	SIZE (IN)	MASTER	PALLET
700-325-00155	2	1	76
700-325-00165	2-1/2	1	76
700-325-00185	3	1	76
700-325-00205	4	1	60
700-325-00225	5	1	30
700-325-00245	6	1	30
700-325-00250	8	1	12
700-325-00255	10	1	8
700-325-00275	12	1	8

**Butterfly Valves - Wafer**



PART NUMBER	SIZE (IN)	MASTER	PALLET
700-325-00277	2	1	76
700-325-00278	2-1/2	1	76
700-325-00279	3	1	76
700-325-00280	4	1	60
700-325-00300	6	1	30
700-325-00320	8	1	12
700-325-00340	10	1	8
700-325-00360	12	1	6

**Replacement Parts**



PART NUMBER	DESC	MASTER	PALLET
700-325-00148	Replacement Indicator Arrow w/ Pin	150	—
700-325-00145	Replacement Tamper Switch 2" - 4"	1	20
700-325-00146	Replacement Tamper Switch 5" - 8"	1	20
700-325-00147	Replacement Tamper Switch 10" - 12"	1	15

**Butterfly Valves - Grooved Lever Handle**



PART NUMBER	SIZE (IN)	MASTER	PALLET
700-325-00700	2	1	168
700-325-00720	2-1/2	1	160
700-325-00740	3	1	150
700-325-00760	4	1	92
700-325-00780	5	1	72
700-325-00800	6	1	54
700-325-00820	8	1	24


**Butterfly Valves - Grooved Gear Operated**



PART NUMBER	SIZE (IN)	MASTER	PALLET
700-325-00840	10	1	15
700-325-00860	12	1	6

### Check Valves - Flanged

PART NUMBER	SIZE (IN)	MASTER	PALLET
700-225-01065	2	1	50
700-225-01066	2-1/2	1	50
700-225-01067	3	1	32
700-225-01068	4	1	24
700-225-01069	5	1	12
700-225-01070	6	1	12
700-225-01071	8	1	6
700-225-01072	10	1	4
700-225-01073	12	1	2
700-225-01074	14	1	2



### Check Valves - Grooved

PART NUMBER	SIZE (IN)	MASTER	PALLET
700-225-00485	1-1/4	4	72
700-225-00490	1-1/2	4	72
700-225-00500	2	4	108
700-225-00520	2-1/2	4	109
700-225-00540	3	2	90
700-225-00560	4	1	60
700-225-00380	5	1	25
700-225-00580	6	1	40
700-225-00400	8	1	18
700-225-00401	10	1	6
700-225-00403	12	1	4



### Check Valves - Grooved - 400 PSI

PART NUMBER	SIZE (IN)	MASTER	PALLET
700-225-00590	1-1/4	1	—
700-225-00591	1-1/2	1	—
700-225-00592	2	1	100
700-225-00593	2-1/2	1	100
700-225-00594	3	1	100
700-225-00595	4	1	60
700-225-00596	6	1	30
700-225-00597	8	1	—
700-225-00598	10	1	—
700-225-00599	12	1	—



### Check Valves - Grooved w/ Faceplate

PART NUMBER	SIZE (IN)	MASTER	PALLET
700-225-03000	2	4	108
700-225-03020	2-1/2	4	108
700-225-03040	3	2	90
700-225-03060	4	1	60
700-225-03080	6	1	40
700-225-03100	8	1	18
700-225-03120	10	1	6
700-225-03130	12	1	4



### Check Valves - Hardware Kits

PART NUMBER	DESC	MASTER
700-225-01150	4" Wafer Check Nut & Bolt Kit	1
700-225-01160	6" Wafer Check Nut & Bolt Kit	1





**Check Valves - Wafer**



PART NUMBER	SIZE (IN)	MASTER	PALLET
700-225-00860	4	1	150
700-225-02790	4 w/ Ball Drip & 45		
700-225-00880	6	1	100
700-225-00900	8	1	10

**Check Valves - Wafer Double Door UL**



PART NUMBER	SIZE (IN)	MASTER
700-225-01145	4	1
700-225-01146	6	1
700-225-01147	8	1
700-225-01148	10	1
700-225-01149	12	1

**Riser Check Valves w/ Faceplate - Grooved**



PART NUMBER	SIZE (IN)	MASTER
650-275-00300	2	108
650-275-00320	2-1/2	108
650-275-00340	3	90
650-275-00360	4	60
650-275-00380	6	40
650-275-00400	8	18
650-275-00420	10	6
650-275-00440	12	4

**Riser Check Valves - Grooved - Discontinued**



PART NUMBER	SIZE (IN)	MASTER	PALLET
650-275-00001	1-1/4	4	72
650-275-00005	1-1/2	4	108
650-275-00010	2	4	108
650-275-00020	2-1/2	4	108
650-275-00040	3	2	90
650-275-00060	4	1	60
650-275-00080	6	1	40
650-275-00095	8	1	18

**Riser Check Valves - Pre-Assembled**



PART NUMBER	SIZE (IN)	MASTER
650-275-00015	2	1
650-275-00025	2-1/2	1
650-275-00045	3	1
650-275-00065	4	1
650-275-00085	6	1
650-275-00090	8	1

**Riser Check Valves - Trim Kits**



PART NUMBER	SIZE (IN)	MASTER
650-275-00016	1-1/2 - 2	1
650-275-00100	2-1/2 - 3	1
650-275-00280	4 - 8	1

DUCTILE IRON VALVES  
GATE VALVES

**Gate Valves - NRS Flanged w/ Handwheel**



PART NUMBER	SIZE (IN)	MASTER
700-275-02000	3	9
700-275-02005	4	9
700-275-02010	6	9
700-275-02015	8	6
700-275-02020	10	2
700-275-02025	12	2
700-275-02030	14	1

**Gate Valves - NRS Flanged w/ Handwheel - Open Right**



PART NUMBER	SIZE (IN)	MASTER
700-280-02000	3	9
700-280-02005	4	9
700-280-02010	6	9
700-280-02015	8	6
700-280-02020	10	2
700-280-02025	12	2
700-280-02030	14	1

**Gate Valves - NRS Flanged w/ Op Nut**

PART NUMBER	SIZE (IN)	MASTER
700-275-00360	3	9
700-275-00365	4	9
700-275-00370	6	9
700-275-00375	8	6
700-275-00380	10	2
700-275-00385	12	2
700-275-00390	14	1
700-275-00395	16	1
700-275-00397	18	1
700-275-00398	20	1
700-275-00399	24	1



**Gate Valves - NRS Flanged w/ Op Nut - Open Right**

PART NUMBER	SIZE (IN)	MASTER
700-280-00360	3	9
700-280-00365	4	9
700-280-00370	6	9
700-280-00375	8	6
700-280-00380	10	2
700-280-00385	12	2
700-280-00390	14	1
700-280-00395	16	1



**Gate Valves - NRS Flanged w/ Plate**

PART NUMBER	SIZE (IN)	PALLET
700-275-00020	4	9
700-275-00040	6	9
700-275-00060	8	6
700-275-00065	10	2
700-275-00070	12	2
700-275-00072	14	1
700-275-00074	16	1
700-275-00076	18	1
700-275-00078	20	1
700-275-00079	24	1



**Gate Valves - NRS Flanged w/ Plate - Open Right**

PART NUMBER	SIZE (IN)	MASTER
700-280-00020	4	9
700-280-00040	6	9
700-280-00060	8	6
700-280-00065	10	2
700-280-00070	12	2



**Gate Valves - NRS Grooved w/ Op Nut**

PART NUMBER	SIZE (IN)	PALLET
700-275-00620	2-1/2	25
700-275-00630	3	9
700-275-00640	4	9
700-275-00650	6	9
700-275-00660	8	9
700-275-00680	10	2
700-275-00690	12	2



**Gate Valves - NRS Grooved w/ Op Nut - Open Right**

PART NUMBER	SIZE (IN)	MASTER
700-280-00620	2-1/2	25
700-280-00630	3	9
700-280-00640	4	9
700-280-00650	6	9
700-280-00660	8	9
700-280-00680	10	2
700-280-00690	12	2



**Gate Valves - NRS Grooved w/ Plate**

PART NUMBER	SIZE (IN)	PALLET
700-275-00700	3	9
700-275-00710	4	9
700-275-00720	6	9
700-275-00730	8	9
700-275-00740	10	2
700-275-00750	12	2




**Gate Valves - NRS Grooved w/ Plate - Open Right**

PART NUMBER	SIZE (IN)	MASTER
700-280-00700	3	9
700-280-00710	4	9
700-280-00720	6	9
700-280-00730	8	9
700-280-00740	10	2
700-280-00750	12	2






**Gate Valves - NRS Mechanical Joint w/ Handwheel**




PART NUMBER	SIZE (IN)	MASTER
700-275-02035	3	9
700-275-02040	4	9
700-275-02045	6	9
700-275-02050	8	6
700-275-02055	10	2
700-275-02060	12	2
700-275-02065	14	1

**Gate Valves - NRS Mechanical Joint w/ Handwheel - Open Right**




PART NUMBER	SIZE (IN)	MASTER
700-280-02035	3	9
700-280-02040	4	9
700-280-02045	6	9
700-280-02050	8	6
700-280-02055	10	2
700-280-02060	12	2
700-280-02065	14	1

**Gate Valves - NRS Mechanical Joint w/ Op Nut**




PART NUMBER	SIZE (IN)	MASTER
700-275-00460	3	9
700-275-00480	4	9
700-275-00500	6	9
700-275-00520	8	6
700-275-00540	10	2
700-275-00560	12	2
700-275-00562	14	1
700-275-00564	16	1
700-275-00566	18	1

**Gate Valves - NRS Mechanical Joint w/ Op Nut - Open Right**




PART NUMBER	SIZE (IN)	MASTER
700-280-00460	3	9
700-280-00480	4	9
700-280-00500	6	9
700-280-00520	8	6
700-280-00540	10	2
700-280-00560	12	2
700-280-00562	14	1
700-280-00564	16	1
700-280-00566	18	1

**Gate Valves - NRS Mechanical Joint w/ Plate**




PART NUMBER	SIZE (IN)	MASTER
700-275-00080	3	9
700-275-00100	4	9
700-275-00120	6	9
700-275-00140	8	6
700-275-00145	10	2
700-275-00150	12	2
700-275-00152	14	1
700-275-00154	16	1
700-275-00156	18	1

**Gate Valves - NRS Mechanical Joint w/ Plate - Open Right**



PART NUMBER	SIZE (IN)	MASTER
700-280-00080	3	9
700-280-00100	4	9
700-280-00120	6	9
700-280-00140	8	6
700-280-00145	10	2
700-280-00150	12	2

**Gate Valves - NRS MJxFLG w/ Plate**



PART NUMBER	SIZE (IN)	PALLET
700-275-00760	4	9
700-275-00770	6	9
700-275-00780	8	6
700-275-00790	10	2
700-275-00795	12	2

**Gate Valves - NRS MJxFLG w/ Op Nut**

PART NUMBER	SIZE (IN)	PALLET
700-275-00800	4	9
700-275-00810	6	9
700-275-00820	8	6
700-275-00830	10	2
700-275-00840	12	2




**Gate Valves - NRS MJxFLG w/ Op Nut - Open Right**

PART NUMBER	SIZE (IN)	MASTER
700-280-00799	3	9
700-280-00800	4	9
700-280-00810	6	9
700-280-00820	8	6
700-280-00830	10	2
700-280-00840	12	2




**Gate Valves - NRS Push-On**

PART NUMBER	SIZE (IN)	MASTER	PALLET
700-275-00900	2-1/2	1	25
700-275-00910	3	1	16
700-275-00920	4	1	16
700-275-00930	6	1	9
700-275-00940	8	1	6
700-275-00950	10	1	2
700-275-00960	12	1	2



**Gate Valves - NRS Push-On - Open Right**

PART NUMBER	SIZE (IN)	MASTER
700-280-00900	2-1/2	25
700-280-00910	3	16
700-280-00920	4	16
700-280-00930	6	9
700-280-00940	8	6
700-280-00950	10	0
700-280-00960	12	0



**Gate Valves - NRS Threaded**

PART NUMBER	SIZE (IN)	MASTER	PALLET
700-275-01000	2	1	25
700-275-01005	3	1	25
700-275-01010	4	1	25



**Gate Valves - NRS Threaded - Open Right**

PART NUMBER	SIZE (IN)	MASTER
700-280-01000	2	25



**Gate Valves - Replacement Parts**

PART NUMBER	DESC	MASTER
700-275-00290	NRS Gate Valve 3" - 4" Handwheel	1
700-275-00300	NRS Gate Valve 6" Handwheel	1
700-275-00310	NRS Gate Valve 8" Handwheel	1
700-275-00320	NRS Gate Valve 10" - 12" Handwheel	1
700-275-00330	NRS Gate Valve 14" Handwheel	1
700-250-01990	OS&Y Gate Valve 2-1/2" Handwheel	1
700-250-01991	OS&Y Gate Valve 3" - 4" Handwheel	1

PART NUMBER	DESC	MASTER
700-250-01992	OS&Y Gate Valve 5" - 6" Handwheel	1
700-250-01993	OS&Y Gate Valve 8" Handwheel	1
700-250-01994	OS&Y Gate Valve 10" Handwheel	1
700-250-01995	OS&Y Gate Valve 12" Handwheel	1
700-275-10200	Operating Nut 4" - 12" Open Left Arrow - 316SS	1
700-275-10210	Operating Nut 4" - 12" Open Right Arrow - 316SS	1
700-250-00982	OS&Y Replacement Packing	1



### Post Indicator Wrenches & Replacement Parts



PART NUMBER	DESC	MASTER
100-525-02000	PIV Wrench - Adjustable	40
700-275-01996	Wall Post Handwheel	1
700-275-00181	Wall Post Sight Glass	1
700-275-01995	Wall Post Stem	1
700-275-01998	Base for Vertical Post	1
700-275-01999	Vertical Indicator Post Sight Glass	1
700-280-00181	Vertical Indicator Post Sight Glass - Open Right	1

### Vertical Indicator Posts



PART NUMBER	DESC	MASTER
700-275-00180	A-B Adjustable	6
700-280-00180	A-B Adjustable - Open Right	6
700-275-00185	C	6
700-280-00185	C - Open Right	6
700-275-00190	D	6
700-280-00190	D - Open Right	6
700-275-00195	E	6
700-280-00195	E - Open Right	6

### Vertical Indicator Post Extension Kits



PART NUMBER	DESC	MASTER
700-275-00196	Extension Kit - 21"	36
700-275-01197	Extension Kit - 42"	20

### Wall Posts



PART NUMBER	DESC	MASTER
700-275-00160	Wall Post Indicator	6
700-280-00160	Wall Post Indicator - Open Right	6

## DUCTILE IRON VALVES OS&Y GATE VALVES

### OS&Y Valves - Flange x Groove



PART NUMBER	SIZE (IN)	PALLET
700-250-00805	2	25
700-250-00810	2-1/2	25
700-250-00820	3	16
700-250-00840	4	16
700-250-00860	6	6
700-250-00880	8	6
700-250-00900	10	2
700-250-00920	12	2

### OS&Y Valves - Flange x Groove - Open Right



PART NUMBER	SIZE (IN)	MASTER
700-255-00805	2	25
700-255-00810	2-1/2	25
700-255-00820	3	16
700-255-00840	4	16
700-255-00860	6	6
700-255-00880	8	6
700-255-00900	10	2
700-255-00920	12	2

### OS&Y Valves - Flanged

PART NUMBER	SIZE (IN)	PALLET
700-250-00090	2	25
700-250-00100	2-1/2	25
700-250-00120	3	16
700-250-00140	4	16
700-250-00160	5	6
700-250-00180	6	6
700-250-00200	8	6
700-250-00220	10	2
700-250-00240	12	2
700-250-00245	14	1
700-250-00250	16	1
700-250-00255	18	1
700-250-00265	20	1
700-250-00275	24	1



### OS&Y Valves - Flanged - Open Right

PART NUMBER	SIZE (IN)	MASTER
700-255-00090	2	25
700-255-00100	2-1/2	25
700-255-00120	3	16
700-255-00140	4	16
700-255-00160	5	6
700-255-00180	6	6
700-255-00200	8	6
700-255-00220	10	2
700-255-00240	12	2
700-255-00245	14	1
700-255-00250	16	1



### OS&Y Valves - Flanged Less Tap

PART NUMBER	SIZE (IN)	PALLET
700-250-00700	2	25
700-250-00705	2-1/2	25
700-250-00710	3	16
700-250-00721	4	16
700-250-00730	5	9
700-250-00740	6	6
700-250-00760	8	6
700-250-00780	10	2
700-250-00800	12	2



### OS&Y Valves - Flanged Less Tap - Open Right

PART NUMBER	SIZE (IN)	MASTER
700-255-00700	2	25
700-255-00705	2-1/2	25
700-255-00710	3	16
700-255-00721	4	16
700-255-00730	5	9
700-255-00740	6	6
700-255-00760	8	6
700-255-00780	10	2
700-255-00800	12	2



### OS&Y Valves - Grooved

PART NUMBER	SIZE (IN)	PALLET
700-250-00505	2	25
700-250-00510	2-1/2	25
700-250-00540	4	16
700-250-00520	3	16
700-250-00550	5	6
700-250-00580	6	6
700-250-00600	8	6
700-250-00620	10	2
700-250-00640	12	2



### OS&Y Valves - Grooved - Open Right

PART NUMBER	SIZE (IN)	MASTER
700-255-00620	10	2
700-255-00640	12	2
700-255-00505	2	25
700-255-00510	2-1/2	25
700-255-00520	3	16
700-255-00540	4	16
700-255-00550	5	6
700-255-00580	6	6
700-255-00600	8	6





**Wye Strainers - Flanged**



PART NUMBER	SIZE (IN)	MASTER	PALLET
700-225-02600	2-1/2	1	54
700-225-02610	3	1	54
700-225-02620	4	1	39
700-225-02630	5	1	24
700-225-02640	6	1	10
700-225-02650	8	1	6
700-225-02660	10	1	1
700-225-02670	12	1	1

**Wye Strainers - Grooved**



PART NUMBER	SIZE (IN)	MASTER	PALLET
700-225-02700	2-1/2	1	54
700-225-02710	3	1	54
700-225-02720	4	1	39
700-225-02730	5	1	24
700-225-02740	6	1	16
700-225-02750	8	1	6
700-225-02760	10	1	1
700-225-02770	12	1	1

**ELECTRICAL DEVICES  
ALARM BELLS**

**Electric Bells - 120 Volt**



PART NUMBER	SIZE (IN)	INNER	MASTER	PALLET
300-175-00100	6	1	20	360
300-175-00110	8	1	10	200
300-175-00120	10	1	10	120

**Electric Bells - 24 Volt**



PART NUMBER	SIZE (IN)	INNER	MASTER	PALLET
300-175-00130	6	1	20	360
300-175-00140	8	1	10	200
300-175-00150	10	1	10	120

### Pressure Switches

PART NUMBER	DESC	MASTER	PALLET
300-150-00071	10-1 Pressure Type Waterflow Indicator 4-15 PSI	1	300
300-150-00081	10-2 Pressure Type Waterflow Indicator 4-15 PSI	1	300
300-150-00051	40-1 Low Pressure Indicator 10-60 PSI	1	300
300-150-00061	40-2 Hi/Low Pressure Indicator 10-60 PSI	1	300



### Supervisory Tamper Switches

PART NUMBER	DESC	MASTER	PALLET
300-125-00071	Supervisory Switch - OS&Y	1	300
300-125-00041	Supervisory Switch - PIV	1	300



### Water Flow Detectors

PART NUMBER	SIZE (IN)	MASTER	PALLET
300-100-00021	1-2 NPT	1	144
300-100-00031	2	1	108
300-100-00041	2-1/2	1	108
300-100-00051	3	1	108
300-100-00071	4	1	108
300-100-00081	5	1	108
300-100-00091	6	1	40
300-100-00101	8	1	40



### Water Flow Detectors - CPVC

PART NUMBER	SIZE (IN)	MASTER	PALLET
300-100-00141	1-2 NPT CPVC Glue-In	1	144
300-100-00160	1-2 NPT CPVC Thread-In	1	144



### Hydrostatic Test Pumps

PART NUMBER	DESC	MASTER	PALLET
100-525-01160	Test Pump - Hydrostatic HT-89A	1	12
100-525-01180	Test Pump - Replacement Hose for HT-89A	1	10



# GemFlex™

## Hoses - 1/2" Outlet



PART NUMBER	LENGTH (IN)	MASTER	PALLET
450-100-03000	24	20	1,400
450-100-03010	36	20	1,120
450-100-03020	48	20	500
450-100-03030	60	20	500
450-100-03040	72	20	500

## Hoses - 3/4" Outlet



PART NUMBER	LENGTH (IN)	MASTER	PALLET
450-100-03050	24	20	1,400
450-100-03060	36	20	1,120
450-100-03070	48	20	500
450-100-03080	60	20	500
450-100-03090	72	20	500

## Elite Hoses - 1/2" Outlet



PART NUMBER	LENGTH (IN)	MASTER	PALLET
450-100-03100	24	20	800
450-100-03110	36	20	720
450-100-03120	48	20	600
450-100-03130	60	20	500
450-100-03140	72	20	500

## Elite Hoses - 3/4" Outlet



PART NUMBER	LENGTH (IN)	MASTER	PALLET
450-100-03150	24	20	800
450-100-03160	36	20	720
450-100-03170	48	20	600
450-100-03180	60	20	500
450-100-03190	72	20	500

## Elite Hoses - 1/2" Grooved Outlet



PART NUMBER	LENGTH (IN)	MASTER	PALLET
450-100-03200	24	20	800
450-100-03210	36	20	720
450-100-03220	48	20	600
450-100-03230	60	20	500
450-100-03240	72	20	500

## Elite Hoses - 3/4" Grooved Outlet



PART NUMBER	LENGTH (IN)	MASTER	PALLET
450-100-03250	24	20	800
450-100-03260	36	20	720
450-100-03270	48	20	600
450-100-03280	60	20	500
450-100-03290	72	20	500

## Elbow Hose Short - 1/2" Outlet



PART NUMBER	LENGTH (IN)	MASTER	PALLET
450-100-03300	24	10	—
450-100-03310	36	10	400
450-100-03320	48	10	400
450-100-03330	60	20	500
450-100-03340	72	20	500

## Elbow Hose Short - 3/4" Outlet



PART NUMBER	LENGTH (IN)	MASTER	PALLET
450-100-03350	24	10	—
450-100-03360	36	10	400
450-100-03370	48	10	400
450-100-03380	60	10	500
450-100-03390	72	10	500

## Elbow Hose Long - 1/2" Outlet



PART NUMBER	LENGTH (IN)	MASTER	PALLET
450-100-03400	24	10	300
450-100-03410	36	10	400
450-100-03420	48	10	—
450-100-03430	60	10	—
450-100-03440	72	10	—

## Elbow Hose Long - 3/4" Outlet



PART NUMBER	LENGTH (IN)	MASTER	PALLET
450-100-03450	24	10	300
450-100-03460	36	10	400
450-100-03470	48	10	—
450-100-03480	60	10	—
450-100-03490	72	10	—

# GemFlex™

## Non-Braided Hoses - 1/2" Outlet

PART NUMBER	LENGTH (IN)	MASTER	PALLET
450-100-04000	28	20	1,400
450-100-04020	40	20	1,120
450-100-04040	48	20	500
450-100-04060	60	20	500
450-100-04080	67	20	500



## Non-Braided Hoses - 3/4" Outlet

PART NUMBER	LENGTH (IN)	MASTER	PALLET
450-100-04100	28	20	1,400
450-100-04120	40	20	1,120
450-100-04140	48	20	500
450-100-04160	60	20	500
450-100-04180	67	20	500



## Replacement Parts

PART NUMBER	DESCRIPTION	MASTER	PALLET
450-100-09160	1" x 2-3/8" Nipple	160	7,000
450-100-09170	EPDM Replacement Gasket	—	—



## G1 Speed Brackets

PART NUMBER	LENGTH (IN)	MASTER	PALLET
450-100-09000	24	20	320
450-100-09010	48	20	120




## G2 Rapid Brackets

PART NUMBER	LENGTH (IN)	MASTER	PALLET
450-100-09020	24	20	500



## G3 Open Gate Bracket

PART NUMBER	LENGTH (IN)	MASTER	PALLET
450-100-09030	—	20	—



## Reducers - Elbow

PART NUMBER	DESCRIPTION	MASTER	PALLET
450-100-09130	1/2 Long	—	—
450-100-09150	3/4 Long	—	—
450-100-09120	1/2 Short	—	—
450-100-09140	3/4 Short	—	—



## Reducers - 1/2" Outlet

PART NUMBER	LENGTH (IN)	MASTER	PALLET
450-100-09040	6	—	—
450-100-09050	7	—	—
450-100-09060	8	—	—
450-100-09070	9	—	—



## Reducers - 3/4" Outlet

PART NUMBER	LENGTH (IN)	MASTER	PALLET
450-100-09080	6	90	—
450-100-09090	7	—	—
450-100-09100	8	—	—
450-100-09110	9	—	—



**45D Elbows**



PART NUMBER	SIZE (IN)	INNER	MASTER	PALLET
400-150-00110	1	20	60	2,880
400-150-00120	1-1/4	20	40	1,920
400-150-00130	1-1/2	10	30	1,440

PART NUMBER	SIZE (IN)	INNER	MASTER	PALLET
400-150-00140	2	12	24	1,152
400-150-01260	2-1/2	6	12	432

**90D Elbows**



PART NUMBER	SIZE (IN)	INNER	MASTER	PALLET
400-150-01230	1/2	50	200	9,600
400-150-01250	3/4	60	120	4,320
400-150-00010	1	20	60	2,880
400-150-00020	1-1/4	20	40	1,920

PART NUMBER	SIZE (IN)	INNER	MASTER	PALLET
400-150-00030	1-1/2	15	30	1,440
400-150-00040	2	8	16	768
400-150-01240	2-1/2	1	12	576

**90D Elbows - Reducing**



PART NUMBER	SIZE (IN)	INNER	MASTER	PALLET
400-150-00150	1 x 1/2	25	100	4,800
400-150-00160	1 x 3/4	50	100	4,800
400-150-00170	1-1/4 x 1/2	20	80	3,840
400-150-00180	1-1/4 x 3/4	15	60	2,880
400-150-00190	1-1/4 x 1	10	40	1,920
400-150-01110	1-1/2 x 1/2	15	60	2,880
400-150-01100	1-1/2 x 3/4	10	40	1,920
400-150-00200	1-1/2 x 1	10	40	1,920

PART NUMBER	SIZE (IN)	INNER	MASTER	PALLET
400-150-00210	1-1/2 x 1-1/4	15	30	1,440
400-150-00220	2 x 1/2	9	36	1,728
400-150-00230	2 x 3/4	9	36	1,728
400-150-00240	2 x 1	14	28	1,344
400-150-00250	2 x 1-1/4	10	20	960
400-150-00260	2 x 1-1/2	10	20	960
400-150-01120	2-1/2 x 2	1	15	720

**Bushings**



PART NUMBER	SIZE (IN)	INNER	MASTER	PALLET
400-150-00500	1 x 1/2	50	200	9,600
400-150-00510	1 x 3/4	50	200	9,600
400-150-00520	1-1/4 x 1	30	120	5,760
400-150-00530	1-1/2 x 1-1/4	25	75	3,600

PART NUMBER	SIZE (IN)	INNER	MASTER	PALLET
400-150-00535	1-1/2 x 1	25	75	3,600
400-150-00540	2 x 1	20	60	2,880
400-150-00550	2 x 1-1/4	20	60	2,880
400-150-00560	2 x 1-1/2	20	60	2,880

**Caps**



PART NUMBER	SIZE (IN)	INNER	MASTER	PALLET
400-150-01390	1/2	250	500	18,000
400-150-01400	3/4	150	300	10,800
400-150-00460	1	25	100	4,800
400-150-00470	1-1/4	20	80	3,840

PART NUMBER	SIZE (IN)	INNER	MASTER	PALLET
400-150-00480	1-1/2	18	54	2,592
400-150-00490	2	12	36	1,728
400-150-01380	2-1/2	1	25	900

### Couplings

PART NUMBER	SIZE (IN)	INNER	MASTER	PALLET
400-150-01290	1/2	180	360	12,960
400-150-01310	3/4	100	200	7,200
400-150-00452	1	25	100	4,800
400-150-00454	1-1/4	16	64	3,072

PART NUMBER	SIZE (IN)	INNER	MASTER	PALLET
400-150-00456	1-1/2	18	36	1,728
400-150-00458	2	12	24	1,152
400-150-01300	2-1/2	9	18	648



### Couplings - Reducing

PART NUMBER	SIZE (IN)	INNER	MASTER	PALLET
400-150-01220	3/4 x 1/2	75	150	7,200
400-150-00050	1 x 1/2	30	120	5,760
400-150-00060	1 x 3/4	25	100	4,800
400-150-01140	1-1/4 x 3/4	25	75	3,600



### Crosses

PART NUMBER	SIZE (IN)	INNER	MASTER	PALLET
400-150-00270	1	15	30	1,440
400-150-00280	1-1/4	10	20	960
400-150-00290	1-1/2	8	16	768
400-150-00300	2	5	10	480



### Crosses - Reducing

PART NUMBER	SIZE (IN)	INNER	MASTER	PALLET
400-150-00310	1-1/4 x 1-1/4 x 1 x 1	15	30	1,080
400-150-00320	1-1/2 x 1-1/2 x 1 x 1	12	24	864
400-150-00330	2 x 2 x 1 x 1	8	16	576



### Plugs

PART NUMBER	SIZE (IN)	INNER	MASTER	PALLET
400-150-01330	1/2	50	600	28,800
400-150-01340	3/4	35	420	20,160
400-150-01320	1	20	240	11,520

PART NUMBER	SIZE (IN)	INNER	MASTER	PALLET
400-150-01350	1-1/4	40	120	5,760
400-150-01360	1-1/2	30	90	4,320
400-150-01370	2	20	60	2,880



**Tees**



PART NUMBER	SIZE (IN)	INNER	MASTER	PALLET
400-150-01010	1/2	75	150	5,400
400-150-01030	3/4	45	90	3,240
400-150-00070	1	20	40	1,920
400-150-00080	1-1/4	14	28	1,344

PART NUMBER	SIZE (IN)	INNER	MASTER	PALLET
400-150-00090	1-1/2	12	24	1,152
400-150-00100	2	8	16	768
400-150-01020	2-1/2	4	8	288

**Tees - Bull Head**



PART NUMBER	SIZE (IN)	INNER	MASTER	PALLET
400-150-00340	1 x 1 x 1-1/4	11	44	2,112
400-150-00350	1 x 1 x 1-1/2	9	36	1,728
400-150-00360	1-1/4 x 1 x 1-1/2	15	30	1,080
400-150-00380	1-1/4 x 1-1/4 x 1-1/2	12	24	1,152

PART NUMBER	SIZE (IN)	INNER	MASTER	PALLET
400-150-00390	1-1/4 x 1-1/4 x 2	12	24	1,152
400-150-00400	1-1/2 x 1-1/4 x 2	8	16	768
400-150-00410	1-1/2 x 1-1/2 x 2	8	16	768

**Tees - Reducing**



PART NUMBER	SIZE (IN)	INNER	MASTER	PALLET
400-150-00570	1 x 1/2 x 1	15	60	2,880
400-150-00580	1 x 3/4 x 1	30	60	2,880
400-150-00590	1 x 1 x 1/2	15	60	2,880
400-150-00600	1 x 1 x 3/4	12	48	2,304
400-150-00610	1-1/4 x 1 x 1/2	20	40	1,920
400-150-00620	1-1/4 x 1 x 3/4	20	40	1,920
400-150-00630	1-1/4 x 1 x 1	20	40	1,920
400-150-00640	1-1/4 x 1 x 1-1/4	15	30	1,440
400-150-00650	1-1/4 x 1-1/4 x 1/2	20	40	1,920
400-150-00660	1-1/4 x 1-1/4 x 3/4	20	40	1,920
400-150-00370	1-1/4 x 1-1/4 x 1	20	40	1,920
400-150-00680	1-1/2 x 1 x 1/2	20	40	1,440
400-150-00690	1-1/2 x 1 x 3/4	20	40	1,440
400-150-00700	1-1/2 x 1 x 1	15	30	1,440
400-150-00710	1-1/2 x 1 x 1-1/4	—	—	—
400-150-00720	1-1/2 x 1 x 1-1/2	12	24	1,152
400-150-00730	1-1/2 x 1-1/4 x 1-1/2	12	24	1,152
400-150-00740	1-1/2 x 1-1/4 x 3/4	12	24	1,152

PART NUMBER	SIZE (IN)	INNER	MASTER	PALLET
400-150-00750	1-1/2 x 1-1/4 x 1	12	24	1,152
400-150-00760	1-1/2 x 1-1/2 x 1/2	18	36	1,728
400-150-00770	1-1/2 x 1-1/2 x 3/4	15	30	1,440
400-150-00780	1-1/2 x 1-1/2 x 1	10	30	1,440
400-150-00790	1-1/2 x 1-1/2 x 1-1/4	12	24	1,152
400-150-00800	2 x 1 x 2	8	16	768
400-150-00810	2 x 1-1/4 x 2	8	16	768
400-150-00820	2 x 1-1/2 x 1/2	10	20	960
400-150-00830	2 x 1-1/2 x 3/4	1	25	900
400-150-00840	2 x 1-1/2 x 1	10	20	960
400-150-00850	2 x 1-1/2 x 1-1/4	—	—	—
400-150-00860	2 x 1-1/2 x 1-1/2	8	16	768
400-150-00870	2 x 1-1/2 x 2	8	16	768
400-150-00880	2 x 2 x 1/2	10	20	960
400-150-00890	2 x 2 x 3/4	10	20	960
400-150-00900	2 x 2 x 1	10	20	960
400-150-00910	2 x 2 x 1-1/4	8	16	768
400-150-00920	2 x 2 x 1-1/2	8	16	768

**Unions**

PART NUMBER	SIZE (IN)	INNER	MASTER	PALLET	PART NUMBER	SIZE (IN)	INNER	MASTER	PALLET
400-150-00980	1/2	50	100	4,800	400-150-00940	1-1/4	15	30	1,440
400-150-00970	3/4	35	70	3,360	400-150-00960	1-1/2	10	20	960
400-150-00930	1	20	40	1,920	400-150-00950	2	6	12	576



**FITTINGS**  
FLANGED FITTINGS

**Blind Flanges - Cast Iron**

PART NUMBER	SIZE (IN)	PALLET	PART NUMBER	SIZE (IN)	PALLET
400-125-13420	2	850	400-125-13540	6	150
400-125-13440	2-1/2	600	400-125-13560	8	85
400-125-13460	3	496	400-125-13580	10	50
400-125-13500	4	250	400-125-13600	12	40



**Blind Flanges - Cast Iron Galvanized**

PART NUMBER	SIZE (IN)	PALLET	PART NUMBER	SIZE (IN)	PALLET
400-125-14340	2	850	400-125-14400	4	250
400-125-14360	2-1/2	600	400-125-14440	6	150
400-125-14380	3	496	400-125-14460	8	85



**Blind Flanges - Ductile Iron**

PART NUMBER	SIZE (IN)	INNER	PART NUMBER	SIZE (IN)	INNER
400-155-00010	3	1	400-155-00040	14	1
400-155-00015	4	1	400-155-00045	16	1
400-155-00020	6	1	400-155-00050	18	1
400-155-00025	8	1	400-155-00055	20	1
400-155-00030	10	1	400-155-00060	24	1
400-155-00035	12	1			



**Blind Flanges - Ductile Iron - Black Coated**

PART NUMBER	SIZE (IN)	INNER	PART NUMBER	SIZE (IN)	INNER
400-155-00400	3	1	400-155-00430	14	1
400-155-00405	4	1	400-155-00435	16	1
400-155-00410	6	1	400-155-00440	18	1
400-155-00415	8	1	400-155-00445	20	1
400-155-00420	10	1	400-155-00450	24	1
400-155-00425	12	1			



**Companion Flanges - Cast Iron**



PART NUMBER	SIZE (IN)	PALLET
400-125-12400	3/4 (3/4 x 3-7/8)	2,000
400-125-12420	1 (1 x 4-1/4)	1,700
400-125-12440	1-1/4 (1-1/4 x 4-5/8)	1,100
400-125-12460	1-1/2 (1-1/2 x 5)	972
400-125-12480	2 (2 x 6)	575
400-125-12500	2-1/2 (2-1/2 x 7)	360
400-125-12520	3 (3 x 7-1/2)	320

PART NUMBER	SIZE (IN)	PALLET
400-125-12560	4 (4 x 9)	250
400-125-12580	5 (5 x 10)	144
400-125-12600	6 (6 x 11)	110
400-125-12620	8 (8 x 13-1/2)	60
400-125-12640	10 (10 x 16)	57
400-125-12660	12 (12 x 19)	40

**Companion Flanges - Cast Iron Galvanized**



PART NUMBER	SIZE (IN)	PALLET
400-125-14300	1-1/4 (1-1/4 x 4-5/8)	1,100
400-125-14320	1-1/2 (1-1/2 x 5)	972
400-125-14502	2 (2 x 6)	575
400-125-14504	2-1/2 (2-1/2 x 7)	360
400-125-14506	3 (3 x 7-1/2)	320

PART NUMBER	SIZE (IN)	PALLET
400-125-14508	4 (4 x 9)	250
400-125-14510	5 (5 x 10)	144
400-125-14512	6 (6 x 11)	110
400-125-14514	8 (8 x 13-1/2)	60

**Companion Flanges - Cast Iron Galvanized Reducing**



PART NUMBER	SIZE (IN)	PALLET
400-125-14560	2-1/2 x 2 (2 x 7)	400
400-125-14660	4 x 2 (2 x 9)	230

PART NUMBER	SIZE (IN)	PALLET
400-125-14760	6 x 2 (2 x 11)	150
400-125-14820	6 x 4 (4 x 11)	125

**Companion Flanges - Cast Iron Reducing**



PART NUMBER	SIZE (IN)	PALLET
400-125-12740	2 x 1-1/4 (1-1/4 x 6)	725
400-125-12760	2 x 1-1/2 (1-1/2 x 6)	675
400-125-12800	2-1/2 x 2 (2 x 7)	400
400-125-12840	3 x 1-1/2 (1-1/2 x 7-1/2)	432
400-125-12860	3 x 2 (2 x 7-1/2)	368
400-125-12880	3 x 2-1/2 (2-1/2 x 7-1/2)	336
400-125-12920	4 x 1-1/2 (1-1/2 x 9)	280
400-125-12940	4 x 2 (2 x 9)	230
400-125-12960	4 x 2-1/2 (2-1/2 x 9)	210
400-125-12980	4 x 3 (3 x 9)	200

PART NUMBER	SIZE (IN)	PALLET
400-125-13060	6 x 1-1/2 (1-1/2 x 11)	170
400-125-13080	6 x 2 (2 x 11)	150
400-125-13100	6 x 2-1/2 (2-1/2 x 11)	100
400-125-13120	6 x 3 (3 x 11)	130
400-125-13140	6 x 4 (4 x 11)	110
400-125-13180	8 x 2 (2 x 13-1/2)	100
400-125-13200	8 x 3 (3 x 13-1/2)	85
400-125-13220	8 x 4 (4 x 13-1/2)	80
400-125-13260	8 x 6 (6 x 13-1/2)	65

### Companion Flanges - Ductile Iron

PART NUMBER	SIZE (IN)	PALLET
400-155-00110	2 (2 x 6)	575
400-155-00115	2-1/2 (2-1/2 x 7)	360
400-155-00120	3 (3 x 7-1/2)	320
400-155-00125	4 (4 x 9)	250
400-155-00130	5 (5 x 10)	144

PART NUMBER	SIZE (IN)	PALLET
400-155-00135	6 (6 x 11)	110
400-155-00140	8 (8 x 13-1/2)	60
400-155-00145	10 (10 x 16)	50
400-155-00150	12 (12 x 19)	40



### Companion Flanges - Ductile Iron Reducing

PART NUMBER	SIZE (IN)	PALLET
400-155-00155	3 x 2 (2 x 7-1/2)	368
400-155-00160	3 x 2-1/2 (2-1/2 x 7-1/2)	336
400-155-00165	4 x 2 (2 x 9)	230
400-155-00175	4 x 3 (3 x 9)	200
400-155-00170	4 x 2-1/2 (2-1/2 x 9)	210
400-155-00180	5 x 2-1/2 (2-1/2 x 10)	124
400-155-00185	5 x 4 (4 x 10)	162
400-155-00190	6 x 2 (2 x 11)	150
400-155-00195	6 x 2-1/2 (2-1/2 x 11)	140

PART NUMBER	SIZE (IN)	PALLET
400-155-00200	6 x 3 (3 x 11)	130
400-155-00205	6 x 4 (4 x 11)	125
400-155-00210	6 x 5 (5 x 11)	115
400-155-00215	8 x 2 (2 x 13-1/2)	100
400-155-00220	8 x 2-1/2 (2-1/2 x 13-1/2)	84
400-155-00225	8 x 3 (3 x 13-1/2)	85
400-155-00230	8 x 4 (4 x 13-1/2)	80
400-155-00235	8 x 5 (5 x 13-1/2)	70
400-155-00240	8 x 6 (6 x 13-1/2)	65



### FP Flanged Fittings - 45D Elbows

PART NUMBER	SIZE (IN)	PALLET
400-125-08880	2	401
400-125-08900	2-1/2	294
400-125-08920	3	276
400-125-08940	4	45

PART NUMBER	SIZE (IN)	PALLET
400-125-08980	6	45
400-125-09000	8	52
400-125-09020	10	36
400-125-09040	12	22



### FP Flanged Fittings - 90D Elbows

PART NUMBER	SIZE (IN)	PALLET
400-125-07920	2	383
400-125-07940	2-1/2	241
400-125-07960	3	100
400-125-08000	4	60
400-125-08040	6	37
400-125-08300	6 x 4	40

PART NUMBER	SIZE (IN)	PALLET
400-125-08060	8	20
400-125-08340	8 x 6	25
400-125-08080	10	15
400-125-08400	10 x 8	20
400-125-08100	12	19



**FP Flanged Fittings - Concentric Reducers**



PART NUMBER	SIZE (IN)	PALLET
400-125-10580	5 x 4	55
400-125-10520	4 x 3	55
400-125-10720	6 x 2	55
400-125-10660	6 x 4	55

PART NUMBER	SIZE (IN)	PALLET
400-125-10640	6 x 5	50
400-125-10740	8 x 6	33
400-125-10820	10 x 6	24
400-125-10800	10 x 8	24

**FP Flanged Fittings - Eccentric Reducers**



PART NUMBER	SIZE (IN)	PALLET
400-125-10980	4 x 3	80
400-125-11080	6 x 4	55
400-125-11120	8 x 6	33

**FP Flanged Fittings - Tees**



PART NUMBER	SIZE (IN)	PALLET
400-125-09200	2	235
400-125-09220	2-1/2	163
400-125-09240	3	128
400-125-09440	3 x 2 x 3	128
400-125-09260	4	50
400-125-09500	4 x 4 x 2	50
400-125-09480	4 x 4 x 2-1/2	50
400-125-09460	4 x 4 x 3	50

PART NUMBER	SIZE (IN)	PALLET
400-125-09300	6	40
400-125-09800	6 x 4 x 4	40
400-125-09700	6 x 6 x 3	40
400-125-09680	6 x 6 x 4	40
400-125-09320	8	22
400-125-09940	8 x 6 x 6	20
400-125-09860	8 x 8 x 6	20
400-125-09340	10	15

### 11-1/4D Elbows - Style 103

PART NUMBER	SIZE (IN)	MASTER	PALLET
400-210-07980	1-1/4	50	2,700
400-210-08000	1-1/2	50	2,700
400-210-08020	2	60	1,620
400-210-08040	2-1/2	45	1,215
400-210-08060	3	20	1,080
400-210-08080	4	18	486

PART NUMBER	SIZE (IN)	MASTER	PALLET
400-210-08090	5	6	162
400-210-08100	6	8	216
400-210-08120	8	1	27
400-210-08130	10	1	27
400-210-08131	12	1	27



### 22-1/2D Elbows - Style 102

PART NUMBER	SIZE (IN)	MASTER	PALLET
400-210-05597	1-1/4	50	2,700
400-210-05598	1-1/2	60	1,620
400-210-05600	2	30	1,620
400-210-05610	2-1/2	35	945
400-210-05615	3	12	648
400-210-05620	4	14	378

PART NUMBER	SIZE (IN)	MASTER	PALLET
400-210-05630	5	6	162
400-210-05631	6	4	108
400-210-05632	8	1	27
400-210-05633	10	1	18
400-210-05634	12	1	18



### 45D Elbows - Style F106

PART NUMBER	SIZE (IN)	MASTER	PALLET
400-210-05456	1-1/4	75	4,050
400-210-05457	1-1/2	50	2,700
400-210-05460	2	30	1,620
400-210-05480	2-1/2	35	945
400-210-05500	3	24	648
400-210-05520	4	14	378

PART NUMBER	SIZE (IN)	MASTER	PALLET
400-210-05540	5	8	216
400-210-05560	6	4	108
400-210-05580	8	1	27
400-210-05590	10	1	27
400-210-05595	12	1	27



### Caps - Style 150

PART NUMBER	SIZE (IN)	MASTER	PALLET
400-210-05789	1	200	10,800
400-210-05790	1-1/4	200	10,800
400-210-05800	1-1/2	200	10,800
400-210-05820	2	100	5,400
400-210-05840	2-1/2	64	3,456
400-210-05860	3	50	2,700

PART NUMBER	SIZE (IN)	MASTER	PALLET
400-210-05880	4	45	2,430
400-210-05885	5	30	1,620
400-210-05900	6	20	1,080
400-210-05920	8	5	270
400-210-05925	10	3	162
400-210-05926	12	1	54



 GemLock®

**Concentric Reducers - Style 140**



PART NUMBER	SIZE (IN)	MASTER	PALLET
400-210-11165	1-1/2 x 1-1/4	70	3,780
400-210-11170	2 x 1	45	2,430
400-210-11180	2 x 1-1/4	45	2,430
400-210-11200	2 x 1-1/2	45	2,430
400-210-11210	2-1/2 x 1-1/4	32	1,728
400-210-11220	2-1/2 x 1-1/2	32	1,728
400-210-11240	2-1/2 x 2	32	1,728
400-210-11260	3 x 1	32	1,728
400-210-11270	3 x 1-1/4	32	1,728
400-210-11280	3 x 1-1/2	32	1,728
400-210-11300	3 x 2	32	1,728
400-210-11320	3 x 2-1/2	30	1,620
400-210-11340	4 x 2	22	1,188
400-210-11360	4 x 2-1/2	18	972
400-210-11380	4 x 3	18	972
400-210-11400	5 x 2	10	540

PART NUMBER	SIZE (IN)	MASTER	PALLET
400-210-11420	5 x 4	10	540
400-210-11440	6 x 2	8	432
400-210-11450	6 x 2-1/2	8	432
400-210-11460	6 x 3	8	432
400-210-11480	6 x 4	8	432
400-210-11500	6 x 5	8	432
400-210-11520	8 x 3	6	162
400-210-11540	8 x 4	6	162
400-210-11560	8 x 5	5	135
400-210-11580	8 x 6	5	135
400-210-11590	10 x 4	2	36
400-210-11600	10 x 6	2	36
400-210-11620	10 x 8	2	36
400-210-11624	12 x 6	1	36
400-210-11626	12 x 8	1	36
400-210-11628	12 x 10	1	36

**Couplings - Flexible - Style 12**



PART NUMBER	SIZE (IN)	MASTER	PALLET
400-210-07200	1	50	2,700
400-210-07210	1-1/4	42	2,268
400-210-07215	1-1/2	36	1,944
400-210-07220	2	30	1,620
400-210-07225	2-1/2	22	1,188
400-210-07230	3	17	918

PART NUMBER	SIZE (IN)	MASTER	PALLET
400-210-07235	4	12	648
400-210-07236	5	15	405
400-210-07240	6	12	324
400-210-07245	8	5	135
400-210-07243	10	3	75
400-210-07244	12	2	54

**Couplings - Flexible w/ Flush Gasket - Style 12**



PART NUMBER	SIZE (IN)	MASTER	PALLET
400-210-12180	1-1/4	42	2,268
400-210-12200	1-1/2	36	1,944
400-210-12220	2	30	1,620
400-210-12240	2-1/2	22	1,188
400-210-12260	3	17	918

PART NUMBER	SIZE (IN)	MASTER	PALLET
400-210-12280	4	12	648
400-210-12300	6	12	324
400-210-12320	8	5	135
400-210-12340	10	3	81


### Couplings - Push-On, One Bolt - Style 99

PART NUMBER	SIZE (IN)	MASTER	PALLET	PART NUMBER	SIZE (IN)	MASTER	PALLET
400-210-05001	1	45	2,430	400-210-05006	3	14	756
400-210-05002	1-1/4	42	2,268	400-210-05007	4	12	648
400-210-05003	1-1/2	36	1,944	400-210-05008	5	15	405
400-210-05004	2	24	1,296	400-210-05009	6	8	216
400-210-05005	2-1/2	20	1,080				



### Couplings - Push-On, Two-Bolt - Style 99-2

PART NUMBER	SIZE (IN)	MASTER	PALLET	PART NUMBER	SIZE (IN)	MASTER	PALLET
400-210-12450	1	45	2,430	400-210-12475	3	16	864
400-210-12455	1-1/4	40	2,160	400-210-12480	4	12	648
400-210-12460	1-1/2	36	1,944	400-210-12485	5	15	405
400-210-12465	2	27	1,458	400-210-12490	6	10	270
400-210-12470	2-1/2	24	1,296	400-210-12495	8	5	135



### Couplings - Reducing - Style 25

PART NUMBER	SIZE (IN)	MASTER	PALLET	PART NUMBER	SIZE (IN)	MASTER	PALLET
400-210-06290	1-1/2 x 1-1/4	25	1,350	400-210-06360	4 x 2	10	540
400-210-06295	2 x 1-1/2	20	1,080	400-210-06380	4 x 2-1/2	10	540
400-210-06300	2-1/2 x 2	20	1,080	400-210-06400	4 x 3	10	540
400-210-06320	3 x 2	11	594	400-210-06420	6 x 4	5	270
400-210-06340	3 x 2-1/2	10	540	400-210-06424	8 x 6	5	135



### Couplings - Rigid - Style 5

PART NUMBER	SIZE (IN)	MASTER	PALLET	PART NUMBER	SIZE (IN)	MASTER	PALLET
400-210-05010	1	45	2,430	400-210-05120	4	12	648
400-210-05020	1-1/4	42	2,268	400-210-05140	5	15	405
400-210-05040	1-1/2	36	1,944	400-210-05160	6	12	324
400-210-05060	2	30	1,620	400-210-05180	8	5	135
400-210-05080	2-1/2	22	1,188	400-210-05190	10	3	81
400-210-05100	3	17	918	400-210-05195	12	2	54



### Couplings - Rigid Angle - Style 5A

PART NUMBER	SIZE (IN)	MASTER	PALLET	PART NUMBER	SIZE (IN)	MASTER	PALLET
400-210-07300	1	36	1,944	400-210-07306	4	12	648
400-210-07301	1-1/4	36	1,944	400-210-07307	5	15	405
400-210-07302	1-1/2	36	1,944	400-210-07308	6	10	270
400-210-07303	2	30	1,620	400-210-07309	8	5	135
400-210-07304	2-1/2	25	1,350	400-210-07310	10	2	72
400-210-07305	3	17	918	400-210-07311	12	2	72



**GemLock®**

**Couplings - Rigid w/ Flush GemSeal Gasket - Style 5**



PART NUMBER	SIZE (IN)	MASTER	PALLET
400-210-07255	1-1/4	42	2,268
400-210-07260	1-1/2	36	1,944
400-210-07265	2	30	1,620
400-210-07270	2-1/2	22	1,188
400-210-07275	3	17	918

PART NUMBER	SIZE (IN)	MASTER	PALLET
400-210-07280	4	12	648
400-210-07285	6	12	324
400-210-07290	8	5	135
400-210-07295	10	3	81

**Crosses - Style F135**



PART NUMBER	SIZE (IN)	MASTER	PALLET
400-210-08132	1-1/4	7	420
400-210-08135	1-1/2	6	360
400-210-08140	2	20	540
400-210-08160	2-1/2	11	297
400-210-08180	3	7	189

PART NUMBER	SIZE (IN)	MASTER	PALLET
400-210-09000	4	4	108
400-210-09020	5	3	81
400-210-09040	6	2	54
400-210-09060	8	1	27

**Drain 90D Elbows - Style F100D**



PART NUMBER	SIZE (IN)	MASTER	PALLET
400-210-11020	1-1/4	19	1,140
400-210-11040	1-1/2	16	960
400-210-11060	2	20	1,080
400-210-11080	2-1/2	13	702

PART NUMBER	SIZE (IN)	MASTER	PALLET
400-210-11100	3	8	432
400-210-11120	4	9	243
400-210-11140	6	2	54
400-210-11160	8	1	27

**Drain Caps - Style F155D**



PART NUMBER	SIZE (IN)	MASTER	PALLET
400-210-05927	1-1/4	70	4,200
400-210-05928	1-1/2	48	2,880
400-210-09080	2	100	5,400
400-210-10020	2-1/2	64	3,456

PART NUMBER	SIZE (IN)	MASTER	PALLET
400-210-10040	3	50	2,700
400-210-10060	4	45	2,430
400-210-10080	6	20	1,080
400-210-11000	8	5	270

**Flange Adapter Nipples - Style F190**



PART NUMBER	SIZE (IN)	MASTER	PALLET
400-210-11660	2	10	540
400-210-11680	2-1/2	8	432
400-210-11700	3	8	432
400-210-11720	4	4	216
400-210-11740	5	5	135

PART NUMBER	SIZE (IN)	MASTER	PALLET
400-210-11760	6	4	108
400-210-11780	8	3	81
400-210-11800	10	2	54
400-210-11820	12	2	54

### Grv X Thd 90D Elbows - Style 105TL

PART NUMBER	SIZE (IN)	MASTER	PALLET	PART NUMBER	SIZE (IN)	MASTER	PALLET
400-210-06810	1-1/4 x 1/2	50	2,700	400-210-06835	2 x 1/2	30	1,620
400-210-06805	1-1/4 x 3/4	50	2,700	400-210-06840	2 x 3/4	30	1,620
400-210-06800	1-1/4 x 1	50	2,700	400-210-06845	2 x 1	30	1,620
400-210-06820	1-1/2 x 1/2	50	2,700	400-210-06855	2-1/2 x 3/4	30	1,620
400-210-06825	1-1/2 x 3/4	50	2,700	400-210-06850	2-1/2 x 1/2	30	1,620
400-210-06830	1-1/2 x 1	50	2,700	400-210-06860	2-1/2 x 1	30	1,620



### Mechanical Tees Grooved - Style 15 - Discontinued

PART NUMBER	SIZE (IN)	MASTER	PALLET	PART NUMBER	SIZE (IN)	MASTER	PALLET
400-210-06870	2 x 1-1/4	30	1,620	400-210-06940	5 x 2	8	432
400-210-06875	2 x 1-1/2	30	1,620	400-210-06950	5 x 3	6	324
400-210-06880	2-1/2 x 1-1/4	18	972	400-210-06960	6 x 1-1/4	7	378
400-210-06885	2-1/2 x 1-1/2	18	972	400-210-06970	6 x 1-1/2	7	378
400-210-06890	3 x 1-1/4	18	972	400-210-06980	6 x 2	7	378
400-210-06900	3 x 1-1/2	18	972	400-210-06990	6 x 2-1/2	6	324
400-210-06905	3 x 2	15	810	400-210-07000	6 x 3	5	270
400-210-06910	4 x 1-1/4	15	810	400-210-07010	6 x 4	4	216
400-210-06915	4 x 1-1/2	12	648	400-210-07020	8 x 2	7	189
400-210-06920	4 x 2	10	540	400-210-07030	8 x 2-1/2	7	189
400-210-06925	4 x 2-1/2	9	486	400-210-07040	8 x 3	6	162
400-210-06930	4 x 3	8	432	400-210-07050	8 x 4	5	135



### Mechanical Tees Grooved - Style 35

PART NUMBER	SIZE (IN)	MASTER	PALLET	PART NUMBER	SIZE (IN)	MASTER	PALLET
400-210-06869	2 x 1	30	1,620	400-210-06926	4 x 2-1/2	9	486
400-210-06871	2 x 1-1/4	30	1,620	400-210-06931	4 x 3	8	432
400-210-06876	2 x 1-1/2	30	1,620	400-210-06941	5 x 2	8	432
400-210-06877	2-1/2 x 1	18	972	400-210-06951	5 x 3	6	324
400-210-06881	2-1/2 x 1-1/4	18	972	400-210-06961	6 x 1-1/4	7	378
400-210-06886	2-1/2 x 1-1/2	18	972	400-210-06971	6 x 1-1/2	7	378
400-210-06888	3 x 1	18	972	400-210-06981	6 x 2	7	378
400-210-06891	3 x 1-1/4	18	972	400-210-06991	6 x 2-1/2	6	324
400-210-06901	3 x 1-1/2	18	972	400-210-07001	6 x 3	5	270
400-210-06906	3 x 2	15	810	400-210-07011	6 x 4	4	216
400-210-06907	4 x 1	15	810	400-210-07021	8 x 2	7	189
400-210-06911	4 x 1-1/4	15	810	400-210-07031	8 x 2-1/2	7	189
400-210-06916	4 x 1-1/2	12	648	400-210-07041	8 x 3	6	162
400-210-06921	4 x 2	10	540	400-210-07051	8 x 4	5	135





**Mechanical Tees Threaded - Style 16 - Discontinued**



PART NUMBER	SIZE (IN)	MASTER	PALLET
400-210-05931	1-1/2 x 1	40	2,160
400-210-05930	2 x 1	30	1,620
400-210-05940	2 x 1-1/4	30	1,620
400-210-05950	2 x 1-1/2	30	1,620
400-210-05960	2-1/2 x 1	22	1,188
400-210-05980	2-1/2 x 1-1/4	22	1,188
400-210-06000	2-1/2 x 1-1/2	18	972
400-210-06020	3 x 1	18	972
400-210-06040	3 x 1-1/4	18	972
400-210-06060	3 x 1-1/2	18	972
400-210-06080	3 x 2	15	810
400-210-06100	4 x 1	15	810
400-210-06120	4 x 1-1/4	15	810

PART NUMBER	SIZE (IN)	MASTER	PALLET
400-210-06140	4 x 1-1/2	12	648
400-210-06160	4 x 2	12	648
400-210-06190	5 x 2	7	378
400-210-06195	5 x 3	10	540
400-210-06196	6 x 1-1/4	7	378
400-210-06200	6 x 1-1/2	7	378
400-210-06210	6 x 2	7	378
400-210-06260	6 x 2-1/2	6	324
400-210-06270	6 x 3	7	189
400-210-06280	6 x 4	4	216
400-210-02085	8 x 2	7	189
400-210-02130	8 x 3	4	216
400-210-02135	8 x 4	4	216

**Mechanical Tees Threaded - Style 36**



PART NUMBER	SIZE (IN)	MASTER	PALLET
400-210-05929	2 x 3/4	30	1,620
400-210-05935	2 x 1	30	1,620
400-210-05945	2 x 1-1/4	30	1,620
400-210-05955	2 x 1-1/2	30	1,620
400-210-05956	2-1/2 x 1/2	22	1,188
400-210-05957	2-1/2 x 3/4	22	1,188
400-210-05965	2-1/2 x 1	22	1,188
400-210-05985	2-1/2 x 1-1/4	22	1,188
400-210-06005	2-1/2 x 1-1/2	18	972
400-210-06010	3 x 1/2	18	972
400-210-06015	3 x 3/4	18	972
400-210-06025	3 x 1	18	972
400-210-06045	3 x 1-1/4	18	972
400-210-06065	3 x 1-1/2	18	972
400-210-06085	3 x 2	15	810
400-210-06090	4 x 1/2	15	810

PART NUMBER	SIZE (IN)	MASTER	PALLET
400-210-06095	4 x 3/4	15	810
400-210-06105	4 x 1	15	810
400-210-06125	4 x 1-1/4	15	810
400-210-06145	4 x 1-1/2	12	648
400-210-06165	4 x 2	12	648
400-210-06185	4 x 2-1/2	9	486
400-210-06186	4 x 3	8	432
400-210-06191	5 x 2	15	405
400-210-06197	6 x 1-1/4	7	378
400-210-06205	6 x 1-1/2	7	378
400-210-06215	6 x 2	7	378
400-210-06265	6 x 2-1/2	6	324
400-210-06275	6 x 3	7	189
400-210-06285	6 x 4	7	189
400-210-06286	8 x 4	4	216

**Short Radius 90D - Style F105**



PART NUMBER	SIZE (IN)	MASTER	PALLET
400-210-05441	1-1/4	50	2,700
400-210-05442	1-1/2	37	1,998
400-210-05444	2	25	1,350
400-210-05445	2-1/2	15	810

PART NUMBER	SIZE (IN)	MASTER	PALLET
400-210-05446	3	18	486
400-210-05447	4	12	324
400-210-05448	6	3	81
400-210-05449	8	1	27

### Short Radius Tee - Style F107

PART NUMBER	SIZE (IN)	MASTER	PALLET
400-210-05782	1-1/2	30	1,620
400-210-05783	2	30	810
400-210-05784	2-1/2	22	594
400-210-05785	3	12	324

PART NUMBER	SIZE (IN)	MASTER	PALLET
400-210-05787	4	7	189
400-210-05786	6	2	54
400-210-05788	8	1	27



### Split Flanges - Style 14

PART NUMBER	SIZE (IN)	MASTER	PALLET
400-210-06425	2	15	810
400-210-06430	2-1/2	10	540
400-210-06435	3	8	432
400-210-06440	4	7	378

PART NUMBER	SIZE (IN)	MASTER	PALLET
400-210-06450	5	6	324
400-210-06460	6	5	270
400-210-06470	8	3	162
400-210-06475	10	3	54



### Standard 90D Elbows - Style 100

PART NUMBER	SIZE (IN)	MASTER	PALLET
400-210-05270	1	50	2,700
400-210-05280	1-1/4	50	2,700
400-210-05300	1-1/2	37	1,998
400-210-05320	2	20	1,080
400-210-05340	2-1/2	13	702
400-210-05360	3	8	432

PART NUMBER	SIZE (IN)	MASTER	PALLET
400-210-05380	4	9	243
400-210-05400	5	5	135
400-210-05420	6	2	54
400-210-05440	8	1	27
400-210-05450	10	1	18
400-210-05455	12	1	12



### Standard Reducing Tees - Style 115

PART NUMBER	SIZE (IN)	MASTER	PALLET
400-210-07100	6 x 6 x 4	2	54



### Standard Tees - Style 110

PART NUMBER	SIZE (IN)	MASTER	PALLET
400-210-05638	1	60	1,620
400-210-05639	1-1/4	30	1,620
400-210-05640	1-1/2	30	1,620
400-210-05660	2	13	702
400-210-05680	2-1/2	15	405
400-210-05700	3	12	324

PART NUMBER	SIZE (IN)	MASTER	PALLET
400-210-05720	4	5	135
400-210-05740	5	4	108
400-210-05760	6	2	54
400-210-05780	8	1	27
400-210-05781	10	1	18
400-210-05779	12	1	12



### Threaded Tee Locks - Style 13 - Discontinued

PART NUMBER	SIZE (IN)	MASTER	PALLET
400-200-27690	1-1/4 x 1/2	50	2,700
400-200-27710	1-1/4 x 3/4	50	2,700
400-200-27730	1-1/4 x 1	50	2,700
400-200-27750	1-1/2 x 1/2	50	2,700
400-200-27770	1-1/2 x 3/4	50	2,700
400-200-27790	1-1/2 x 1	50	2,700

PART NUMBER	SIZE (IN)	MASTER	PALLET
400-200-27810	2 x 1/2	40	2,160
400-200-27830	2 x 3/4	40	2,160
400-200-27850	2 x 1	40	2,160
400-200-27870	2-1/2 x 1/2	30	1,620
400-200-27890	2-1/2 x 3/4	30	1,620
400-200-27910	2-1/2 x 1	30	1,620



**GemLock®**

**Threaded Tee Locks - Style 13A**



PART NUMBER	SIZE (IN)	MASTER	PALLET
400-210-07053	1-1/4 x 1/2	50	2,700
400-210-07054	1-1/4 x 3/4	50	2,700
400-210-07055	1-1/4 x 1	50	2,700
400-210-07056	1-1/2 x 1/2	50	2,700
400-210-07057	1-1/2 x 3/4	50	2,700
400-210-07058	1-1/2 x 1	50	2,700

PART NUMBER	SIZE (IN)	MASTER	PALLET
400-210-07059	2 x 1/2	40	2,160
400-210-07060	2 x 3/4	40	2,160
400-210-07061	2 x 1	40	2,160
400-210-07062	2-1/2 x 1/2	30	1,620
400-210-07063	2-1/2 x 3/4	30	1,620
400-210-07064	2-1/2 x 1	30	1,620

FITTINGS  
GROOVED FITTINGS - PAINTED

**11-1/4D Elbows - Style 103**



PART NUMBER	SIZE (IN)	MASTER	PALLET
400-210-01110	1-1/4	50	2,700
400-210-01120	1-1/2	50	2,700
400-210-01140	2	60	1,620
400-210-01160	2-1/2	45	1,215
400-210-01180	3	20	1,080

PART NUMBER	SIZE (IN)	MASTER	PALLET
400-210-01200	4	18	486
400-210-01220	6	8	216
400-210-01221	8	1	27
400-210-01222	10	1	27
400-210-01223	12	1	27

**22-1/2D Elbows - Style 102**



PART NUMBER	SIZE (IN)	MASTER	PALLET
400-210-00954	1-1/4	50	2,700
400-210-00955	1-1/2	60	1,620
400-210-00960	2	30	1,620
400-210-00980	2-1/2	35	945
400-210-01000	3	12	648
400-210-01040	4	14	378

PART NUMBER	SIZE (IN)	MASTER	PALLET
400-210-01060	5	6	162
400-210-01080	6	4	108
400-210-01100	8	1	27
400-210-01105	10	1	18
400-210-01106	12	1	18

**45D Elbows - Style F106**



PART NUMBER	SIZE (IN)	MASTER	PALLET
400-210-00740	1-1/4	75	4,050
400-210-00760	1-1/2	50	2,700
400-210-00780	2	30	1,620
400-210-00800	2-1/2	35	945
400-210-00820	3	24	648
400-210-00860	4	14	378

PART NUMBER	SIZE (IN)	MASTER	PALLET
400-210-00880	5	8	216
400-210-00900	6	4	108
400-210-00920	8	1	27
400-210-00940	10	1	27
400-210-00950	12	1	27

### Caps - Style 150

PART NUMBER	SIZE (IN)	MASTER	PALLET
400-210-02660	1	200	10,800
400-210-02680	1-1/4	200	10,800
400-210-02700	1-1/2	200	10,800
400-210-02720	2	100	5,400
400-210-02740	2-1/2	64	3,456
400-210-02760	3	50	2,700

PART NUMBER	SIZE (IN)	MASTER	PALLET
400-210-02800	4	45	2,430
400-210-02820	5	30	1,620
400-210-02840	6	20	1,080
400-210-02860	8	5	270
400-210-02880	10	3	162
400-210-02881	12	2	54



### Concentric Reducers - Style 140

PART NUMBER	SIZE (IN)	MASTER	PALLET
400-210-03115	1-1/2 x 1-1/4	70	3,780
400-210-03120	2 x 1	45	2,430
400-210-03140	2 x 1-1/4	45	2,430
400-210-03160	2 x 1-1/2	45	2,430
400-210-03170	2-1/2 x 1-1/4	70	1,728
400-210-03180	2-1/2 x 1-1/2	32	1,728
400-210-03200	2-1/2 x 2	32	1,728
400-210-03220	3 x 1	32	1,728
400-210-03222	3 x 1-1/4	32	1,728
400-210-03225	3 x 1-1/2	32	1,728
400-210-03240	3 x 2	32	1,728
400-210-03260	3 x 2-1/2	30	1,620
400-210-03320	4 x 2	22	1,188
400-210-03340	4 x 2-1/2	18	972
400-210-03360	4 x 3	18	972
400-210-03390	5 x 2	10	540
400-210-03400	5 x 4	10	540

PART NUMBER	SIZE (IN)	MASTER	PALLET
400-210-03420	6 x 2	8	432
400-210-03430	6 x 2-1/2	8	432
400-210-03440	6 x 3	8	432
400-210-03460	6 x 4	8	432
400-210-03480	6 x 5	8	432
400-210-03500	8 x 3	6	162
400-210-03520	8 x 4	6	162
400-210-03540	8 x 5	5	135
400-210-03560	8 x 6	5	135
400-210-03570	10 x 4	2	36
400-210-03580	10 x 6	2	54
400-210-03600	10 x 8	2	54
400-210-03584	12 x 4	1	27
400-210-03586	12 x 6	1	27
400-210-03588	12 x 8	1	27
400-210-03590	12 x 10	1	27



### Couplings - Flexible - Style 12

PART NUMBER	SIZE (IN)	MASTER	PALLET
400-210-00020	1	50	2,700
400-210-04210	1-1/4	42	2,268
400-210-04220	1-1/2	36	1,944
400-210-04240	2	30	1,620
400-210-04260	2-1/2	22	1,188
400-210-04280	3	17	918

PART NUMBER	SIZE (IN)	MASTER	PALLET
400-210-04300	4	12	648
400-210-04320	5	15	405
400-210-04340	6	12	324
400-210-04360	8	5	135
400-210-04370	10	3	75
400-210-04375	12	2	54



**GemLock®**


**Couplings - Flexible w/ Flush Gasket - Style 12**



PART NUMBER	SIZE (IN)	MASTER	PALLET
400-210-12000	1-1/4	42	2,268
400-210-12020	1-1/2	36	1,944
400-210-12040	2	30	1,620
400-210-12060	2-1/2	22	1,188
400-210-12080	3	17	918

PART NUMBER	SIZE (IN)	MASTER	PALLET
400-210-12100	4	12	648
400-210-12120	6	12	324
400-210-12140	8	5	135
400-210-12160	10	3	81

**Couplings - Reducing - Style 25**



PART NUMBER	SIZE (IN)	MASTER	PALLET
400-210-00250	1-1/2 x 1-1/4	25	1,350
400-210-00260	2 x 1-1/2	20	1,080
400-210-00280	2-1/2 x 2	20	1,080
400-210-00300	3 x 2	11	594
400-210-00320	3 x 2-1/2	10	540
400-210-00340	4 x 2	10	540

PART NUMBER	SIZE (IN)	MASTER	PALLET
400-210-00360	4 x 2-1/2	10	540
400-210-00380	4 x 3	10	540
400-210-00400	5 x 4	10	540
400-210-00420	6 x 4	3	162
400-210-00460	8 x 6	5	135

**Couplings - Rigid - Style 5**



PART NUMBER	SIZE (IN)	MASTER	PALLET
400-210-00070	1	45	2,430
400-210-00040	1-1/4	42	2,268
400-210-00060	1-1/2	36	1,944
400-210-00080	2	30	1,620
400-210-00100	2-1/2	22	1,188
400-210-00120	3	17	918

PART NUMBER	SIZE (IN)	MASTER	PALLET
400-210-00160	4	12	648
400-210-00180	5	15	405
400-210-00200	6	12	324
400-210-00220	8	5	135
400-210-00240	10	3	81
400-210-00245	12	2	54

**Couplings - Rigid Angle - Style 5A**



PART NUMBER	SIZE (IN)	MASTER	PALLET
400-210-00465	1	36	1,944
400-210-00466	1-1/4	36	1,944
400-210-00467	1-1/2	36	1,944
400-210-00468	2	30	1,620
400-210-00469	2-1/2	25	1,350
400-210-00470	3	17	918

PART NUMBER	SIZE (IN)	MASTER	PALLET
400-210-00471	4	12	648
400-210-00472	5	15	405
400-210-00473	6	10	270
400-210-00474	8	5	135
400-210-00475	10	2	72
400-210-00476	12	2	72

**Couplings - Rigid w/ Flush GemSeal Gasket - Style 5**




PART NUMBER	SIZE (IN)	MASTER	PALLET
400-210-04361	1-1/4	42	2,268
400-210-04362	1-1/2	36	1,944
400-210-04363	2	30	1,620
400-210-04364	2-1/2	22	1,188
400-210-04365	3	17	918

PART NUMBER	SIZE (IN)	MASTER	PALLET
400-210-04366	4	12	648
400-210-04367	6	12	324
400-210-04368	8	5	135
400-210-04369	10	3	81

### Couplings - Push-On, One-Bolt - Style 99

PART NUMBER	SIZE (IN)	MASTER	PALLET
400-210-00001	1	45	2,430
400-210-00002	1-1/4	42	2,268
400-210-00003	1-1/2	36	1,944
400-210-00004	2	24	1,296
400-210-00005	2-1/2	20	1,080

PART NUMBER	SIZE (IN)	MASTER	PALLET
400-210-00006	3	14	756
400-210-00007	4	12	648
400-210-00008	5	15	405
400-210-00009	6	10	220



### Couplings - Push-On, Two-Bolt - Style 99-2

PART NUMBER	SIZE (IN)	MASTER	PALLET
400-210-12400	1	45	2,430
400-210-12405	1-1/4	40	2,160
400-210-12410	1-1/2	36	1,944
400-210-12415	2	27	1,458
400-210-12420	2-1/2	24	1,296

PART NUMBER	SIZE (IN)	MASTER	PALLET
400-210-12425	3	16	864
400-210-12430	4	12	648
400-210-12435	5	15	405
400-210-12440	6	10	270
400-210-12445	8	5	135



### Crosses - Style F135

PART NUMBER	SIZE (IN)	MASTER	PALLET
400-210-03650	1-1/4	7	420
400-210-03619	1-1/2	6	360
400-210-03620	2	20	540
400-210-03640	2-1/2	11	297
400-210-03660	3	7	189

PART NUMBER	SIZE (IN)	MASTER	PALLET
400-210-03680	4	4	108
400-210-03700	5	3	81
400-210-03720	6	2	54
400-210-03740	8	1	27



### Drain 90D Elbows - Style F100D

PART NUMBER	SIZE (IN)	MASTER	PALLET
400-210-01230	1-1/4	19	1,140
400-210-01235	1-1/2	75	2,025
400-210-01240	2	16	940
400-210-01260	2-1/2	13	702

PART NUMBER	SIZE (IN)	MASTER	PALLET
400-210-01280	3	8	432
400-210-01300	4	9	243
400-210-01320	6	2	54
400-210-01325	8	1	27



### Drain Caps - Style F155D

PART NUMBER	SIZE (IN)	MASTER	PALLET
400-210-02884	1-1/4	200	10,800
400-210-02885	1-1/2	200	10,800
400-210-02890	2	100	5,400
400-210-02900	2-1/2	64	3,456

PART NUMBER	SIZE (IN)	MASTER	PALLET
400-210-02920	3	50	2,700
400-210-02940	4	45	2,430
400-210-02945	6	20	1,080
400-210-02950	8	5	270



**GemLock®**

**Eccentric Reducers - Style 145**



PART NUMBER	SIZE (IN)	MASTER	PALLET
400-210-03601	3 x 2	30	810
400-210-03602	3 x 2-1/2	30	810
400-210-03603	4 x 2	30	810
400-210-03604	4 x 2-1/2	30	810
400-210-03605	4 x 3	30	810
400-210-03606	5 x 2-1/2	30	810
400-210-03607	5 x 3	30	810
400-210-03608	5 x 4	16	432
400-210-03609	6 x 2-1/2	16	432

PART NUMBER	SIZE (IN)	MASTER	PALLET
400-210-03610	6 x 3	16	432
400-210-03611	6 x 4	16	432
400-210-03612	6 x 5	16	432
400-210-03613	8 x 3	16	432
400-210-03614	8 x 4	16	432
400-210-03615	8 x 5	16	432
400-210-03616	8 x 6	16	432
400-210-03617	10 x 6	5	135
400-210-03618	10 x 8	5	135

**Flange Adapter Nipples - Style F190**



PART NUMBER	SIZE (IN)	MASTER	PALLET
400-210-03101	2	10	540
400-210-03102	2-1/2	8	432
400-210-03103	3	8	432
400-210-03104	4	4	216
400-210-03105	5	5	135

PART NUMBER	SIZE (IN)	MASTER	PALLET
400-210-03106	6	4	108
400-210-03107	8	3	81
400-210-03108	10	2	54
400-210-03109	12	2	54

**Grv x Thd 90D Elbows - Style 105TL**



PART NUMBER	SIZE (IN)	MASTER	PALLET
400-210-06480	1-1/4 x 1/2	50	2,700
400-210-06500	1-1/4 x 3/4	50	2,700
400-210-06520	1-1/4 x 1	50	2,700
400-210-06540	1-1/2 x 1/2	50	2,700
400-210-06560	1-1/2 x 3/4	50	2,700
400-210-06580	1-1/2 x 1	50	2,700

PART NUMBER	SIZE (IN)	MASTER	PALLET
400-210-06600	2 x 1/2	30	1,620
400-210-06620	2 x 3/4	30	1,620
400-210-06640	2 x 1	30	1,620
400-210-06660	2-1/2 x 1/2	30	1,620
400-210-06680	2-1/2 x 3/4	30	1,620
400-210-06700	2-1/2 x 1	30	1,620

**Mechanical Tees Grooved - Style 15 - Discontinued**



PART NUMBER	SIZE (IN)	MASTER	PALLET
400-210-02170	2 x 1-1/4	30	1,620
400-210-02175	2 x 1-1/2	30	1,620
400-210-02180	2-1/2 x 1-1/4	18	972
400-210-02200	2-1/2 x 1-1/2	18	972
400-210-02220	3 x 1-1/4	18	972

PART NUMBER	SIZE (IN)	MASTER	PALLET
400-210-02240	3 x 1-1/2	18	972
400-210-02260	3 x 2	15	810
400-210-02280	4 x 1-1/4	15	810
400-210-02300	4 x 1-1/2	12	810
400-210-02320	4 x 2	10	540

*Continued on Next Page*

**Mechanical Tees Grooved - Style 15 - Discontinued, Continued**

PART NUMBER	SIZE (IN)	MASTER	PALLET	PART NUMBER	SIZE (IN)	MASTER	PALLET
400-210-02340	4 x 2-1/2	9	486	400-210-02520	6 x 2-1/2	6	324
400-210-02360	4 x 3	8	432	400-210-02540	6 x 3	5	270
400-210-02400	5 x 2	8	432	400-210-02560	6 x 4	4	216
400-210-02440	5 x 3	6	324	400-210-02580	8 x 2	7	189
400-210-02460	6 x 1-1/4	7	378	400-210-02600	8 x 2-1/2	7	189
400-210-02480	6 x 1-1/2	7	378	400-210-02620	8 x 3	6	162
400-210-02500	6 x 2	7	378	400-210-02640	8 x 4	5	135



**Mechanical Tees Grooved - Style 35**

PART NUMBER	SIZE (IN)	MASTER	PALLET	PART NUMBER	SIZE (IN)	MASTER	PALLET
400-210-02169	2 x 1	30	1,620	400-210-02345	4 x 2-1/2	9	486
400-210-02171	2 x 1-1/4	30	1,620	400-210-02365	4 x 3	8	432
400-210-02176	2 x 1-1/2	30	1,620	400-210-02401	5 x 2	8	432
400-210-02179	2-1/2 x 1	18	972	400-210-02445	5 x 3	6	324
400-210-02185	2-1/2 x 1-1/4	18	972	400-210-02451	6 x 1-1/4	7	378
400-210-02205	2-1/2 x 1-1/2	18	972	400-210-02485	6 x 1-1/2	7	378
400-210-02215	3 x 1	18	972	400-210-02505	6 x 2	7	378
400-210-02225	3 x 1-1/4	18	972	400-210-02525	6 x 2-1/2	6	324
400-210-02245	3 x 1-1/2	18	972	400-210-02545	6 x 3	5	270
400-210-02265	3 x 2	15	810	400-210-02565	6 x 4	4	216
400-210-02270	4 x 1	15	810	400-210-02585	8 x 2	7	189
400-210-02285	4 x 1-1/4	15	810	400-210-02605	8 x 2-1/2	7	189
400-210-02305	4 x 1-1/2	12	648	400-210-02625	8 x 3	6	162
400-210-02325	4 x 2	10	540	400-210-02645	8 x 4	5	135



**Mechanical Tees Threaded - Style 16 - Discontinued**

PART NUMBER	SIZE (IN)	MASTER	PALLET	PART NUMBER	SIZE (IN)	MASTER	PALLET
400-210-01575	1-1/2 x 1	40	2,160	400-210-01780	4 x 1	15	810
400-210-01580	2 x 1	30	1,620	400-210-01800	4 x 1-1/4	15	810
400-210-01600	2 x 1-1/4	30	1,620	400-210-01820	4 x 1-1/2	12	648
400-210-01620	2 x 1-1/2	30	1,620	400-210-01840	4 x 2	12	648
400-210-01640	2-1/2 x 1	22	1,188	400-210-01860	4 x 2-1/2	9	486
400-210-01660	2-1/2 x 1-1/4	22	1,188	400-210-01880	4 x 3	8	432
400-210-01680	2-1/2 x 1-1/2	18	972	400-210-01900	5 x 1-1/2	8	432
400-210-01700	3 x 1	18	972	400-210-01920	5 x 2	7	378
400-210-01720	3 x 1-1/4	18	972	400-210-01940	5 x 2-1/2	7	378
400-210-01740	3 x 1-1/2	18	972	400-210-01960	5 x 3	10	540
400-210-01760	3 x 2	15	810	400-210-01980	6 x 1-1/4	7	378



*Continued on Next Page*

**GemLock®**

**Mechanical Tees Threaded - Style 16 - Discontinued, Continued**



PART NUMBER	SIZE (IN)	MASTER	PALLET
400-210-02000	6 x 1-1/2	7	378
400-210-02020	6 x 2	7	378
400-210-02040	6 x 2-1/2	6	324
400-210-02060	6 x 3	7	189
400-210-02080	6 x 4	7	189

PART NUMBER	SIZE (IN)	MASTER	PALLET
400-210-02100	8 x 2	7	189
400-210-02120	8 x 2-1/2	4	216
400-210-02140	8 x 3	4	216
400-210-02160	8 x 4	4	216

**Mechanical Tees Threaded - Style 36**



PART NUMBER	SIZE (IN)	MASTER	PALLET
400-210-01578	2 x 1/2	30	1,620
400-210-01579	2 x 3/4	30	1,620
400-210-01585	2 x 1	30	1,620
400-210-01605	2 x 1-1/4	30	1,620
400-210-01625	2 x 1-1/2	30	1,188
400-210-01630	2-1/2 x 1/2	22	1,188
400-210-01635	2-1/2 x 3/4	22	1,188
400-210-01645	2-1/2 x 1	22	1,188
400-210-01665	2-1/2 x 1-1/4	22	972
400-210-01685	2-1/2 x 1-1/2	18	972
400-210-01690	3 x 1/2	18	972
400-210-01695	3 x 3/4	18	972
400-210-01705	3 x 1	18	972
400-210-01725	3 x 1-1/4	18	972
400-210-01745	3 x 1-1/2	18	810
400-210-01765	3 x 2	15	810
400-210-01770	4 x 1/2	15	810
400-210-01775	4 x 3/4	15	810
400-210-01785	4 x 1	15	810

PART NUMBER	SIZE (IN)	MASTER	PALLET
400-210-01805	4 x 1-1/4	15	648
400-210-01825	4 x 1-1/2	12	648
400-210-01845	4 x 2	12	486
400-210-01865	4 x 2-1/2	9	432
400-210-01885	4 x 3	8	432
400-210-01890	5 x 1	8	432
400-210-01895	5 x 1-1/4	8	432
400-210-01905	5 x 1-1/2	8	405
400-210-01925	5 x 2	15	270
400-210-01965	5 x 3	10	378
400-210-01970	6 x 1	7	378
400-210-01985	6 x 1-1/4	7	378
400-210-02005	6 x 1-1/2	7	378
400-210-02025	6 x 2	7	324
400-210-02045	6 x 2-1/2	6	189
400-210-02065	6 x 3	7	—
400-210-02081	6 x 4	4	216
400-210-02165	8 x 4	4	—

**Short Radius 90D - Style F105**



PART NUMBER	SIZE (IN)	MASTER	PALLET
400-210-03760	1-1/2	37	1,998
400-210-03780	2	25	1,350
400-210-03800	2-1/2	15	810
400-210-03820	3	18	486

PART NUMBER	SIZE (IN)	MASTER	PALLET
400-210-03840	4	12	324
400-210-03860	6	3	81
400-210-03880	8	1	27

**Short Radius Tee - Style F107**



PART NUMBER	SIZE (IN)	MASTER	PALLET
400-210-04080	1-1/2	30	1,620
400-210-04100	2	30	810
400-210-04120	2-1/2	22	594
400-210-04140	3	12	324

PART NUMBER	SIZE (IN)	MASTER	PALLET
400-210-04160	4	7	189
400-210-04150	5	4	108
400-210-04180	6	2	54
400-210-04200	8	1	27

### Split Flanges - Style 14

PART NUMBER	SIZE (IN)	MASTER	PALLET
400-210-02960	2	15	810
400-210-02980	2-1/2	10	540
400-210-03000	3	8	432
400-210-03020	4	7	378
400-210-03040	5	6	324

PART NUMBER	SIZE (IN)	MASTER	PALLET
400-210-03060	6	5	270
400-210-03080	8	3	162
400-210-03100	10	3	54
400-210-03110	12	1	35



### Standard 90D Elbows - Style 100

PART NUMBER	SIZE (IN)	MASTER	PALLET
400-210-00480	1	50	2,700
400-210-00500	1-1/4	50	2,700
400-210-00520	1-1/2	37	1,998
400-210-00540	2	20	1,080
400-210-00560	2-1/2	13	702
400-210-00580	3	8	432

PART NUMBER	SIZE (IN)	MASTER	PALLET
400-210-00620	4	9	243
400-210-00640	5	5	135
400-210-00660	6	2	54
400-210-00680	8	1	27
400-210-00700	10	1	18
400-210-00720	12	1	12



### Standard Reducing Tees - Style 115

PART NUMBER	SIZE (IN)	MASTER	PALLET
400-210-04580	2-1/2 x 2-1/2 x 2	22	594
400-210-04600	3 x 3 x 2	12	324
400-210-04620	3 x 3 x 2-1/2	12	324
400-210-04680	4 x 4 x 2	7	189
400-210-04700	4 x 4 x 2-1/2	7	189
400-210-04720	4 x 4 x 3	7	189
400-210-04740	5 x 5 x 2	4	108
400-210-04760	5 x 5 x 3	4	108
400-210-04780	5 x 5 x 4	4	108
400-210-04800	6 x 6 x 2	3	81
400-210-04820	6 x 6 x 2-1/2	3	81
400-210-04840	6 x 6 x 3	3	81
400-210-04860	6 x 6 x 4	2	54
400-210-04880	6 x 6 x 5	2	54

PART NUMBER	SIZE (IN)	MASTER	PALLET
400-210-04900	8 x 8 x 2	1	27
400-210-04920	8 x 8 x 2-1/2	1	27
400-210-04940	8 x 8 x 3	1	27
400-210-04960	8 x 8 x 4	1	27
400-210-04980	8 x 8 x 5	1	27
400-210-05000	8 x 8 x 6	1	27
400-210-04981	10 x 10 x 4	1	18
400-210-04982	10 x 10 x 6	1	18
400-210-04983	10 x 10 x 8	1	18
400-210-04984	12 x 12 x 4	1	18
400-210-04985	12 x 12 x 6	1	18
400-210-04986	12 x 12 x 8	1	18
400-210-04987	12 x 12 x 10	1	18



### Standard Tees - Style 110

PART NUMBER	SIZE (IN)	MASTER	PALLET
400-210-01340	1	60	1,620
400-210-01360	1-1/4	30	1,620
400-210-01380	1-1/2	30	1,620
400-210-01400	2	13	702
400-210-01420	2-1/2	15	405
400-210-01440	3	12	324

PART NUMBER	SIZE (IN)	MASTER	PALLET
400-210-01480	4	5	135
400-210-01500	5	4	108
400-210-01520	6	2	54
400-210-01540	8	1	27
400-210-01560	10	1	18
400-210-01570	12	1	12



**GemLock®**

**Threaded Tee Locks - Style 13 - Discontinued**



PART NUMBER	SIZE (IN)	MASTER	PALLET
400-200-27450	1-1/4 x 1/2	50	2,700
400-200-27470	1-1/4 x 3/4	50	2,700
400-200-27490	1-1/4 x 1	50	2,700
400-200-27510	1-1/2 x 1/2	50	2,700
400-200-27530	1-1/2 x 3/4	50	2,700
400-200-27550	1-1/2 x 1	50	2,700

PART NUMBER	SIZE (IN)	MASTER	PALLET
400-200-27570	2 x 1/2	40	2,160
400-200-27590	2 x 3/4	40	2,160
400-200-27610	2 x 1	40	2,160
400-200-27630	2-1/2 x 1/2	30	1,620
400-200-27650	2-1/2 x 3/4	30	1,620
400-200-27670	2-1/2 x 1	30	1,620

**Threaded Tee Locks - Style 13A**




PART NUMBER	SIZE (IN)	MASTER	PALLET
400-210-02646	1-1/4 x 1/2	50	2,700
400-210-02647	1-1/4 x 3/4	50	2,700
400-210-02648	1-1/4 x 1	50	2,700
400-210-02649	1-1/2 x 1/2	50	2,700
400-210-02650	1-1/2 x 3/4	50	2,700
400-210-02651	1-1/2 x 1	50	2,700

PART NUMBER	SIZE (IN)	MASTER	PALLET
400-210-02652	2 x 1/2	40	2,160
400-210-02653	2 x 3/4	40	2,160
400-210-02654	2 x 1	40	2,160
400-210-02655	2-1/2 x 1/2	30	1,620
400-210-02656	2-1/2 x 3/4	30	1,620
400-210-02657	2-1/2 x 1	30	1,620

FITTINGS  
GROOVED FITTING ACCESSORIES

**Flange Adapter Seal Rings**



PART NUMBER	SIZE (IN)	MASTER
400-210-13000	2	1
400-210-13020	2-1/2	1
400-210-13040	3	1
400-210-13060	4	1
400-210-13080	5	1

PART NUMBER	SIZE (IN)	MASTER
400-210-13100	6	1
400-210-13120	8	1
400-210-13140	10	1
400-210-13160	12	1

**Pipe Diameter Tape**



PART NUMBER	DESC	MASTER	PALLET
990-150-00020	Pipe Tape	20	1,000

### Bronze 45 Elbows

PART NUMBER	SIZE (IN)	INNER	MASTER	PALLET
400-100-01012	1/8	50	600	28,800
400-100-01013	1/4	30	360	17,280
400-100-01014	3/8	75	300	14,400
400-100-01015	1/2	50	200	9,600
400-100-01016	3/4	40	120	5,760
400-100-01017	1	20	60	2,880

PART NUMBER	SIZE (IN)	INNER	MASTER	PALLET
400-100-01018	1-1/4	20	40	1,920
400-100-01019	1-1/2	10	30	1,440
400-100-01020	2	12	24	1,152
400-100-01021	2-1/2	—	12	576
400-100-01022	3	—	10	480
400-100-01023	4	2	4	192



### Bronze 45 Elbows - Street

PART NUMBER	SIZE (IN)	INNER	MASTER	PALLET
400-100-01058	1/8	70	840	40,320
400-100-01059	1/4	40	480	23,040
400-100-01060	3/8	100	400	19,200
400-100-01061	1/2	75	225	10,800
400-100-01062	3/4	40	120	5,760

PART NUMBER	SIZE (IN)	INNER	MASTER	PALLET
400-100-01063	1	25	75	3,600
400-100-01064	1-1/4	10	40	1,920
400-100-01065	1-1/2	10	30	1,440
400-100-01066	2	12	24	1,152



### Bronze 90 Elbows

PART NUMBER	SIZE (IN)	INNER	MASTER	PALLET
400-100-01000	1/8	50	600	28,800
400-100-01001	1/4	35	420	20,160
400-100-01002	3/8	90	360	17,280
400-100-01003	1/2	50	200	9,600
400-100-01004	3/4	35	105	5,040
400-100-01005	1	20	60	2,880

PART NUMBER	SIZE (IN)	INNER	MASTER	PALLET
400-100-01006	1-1/4	20	40	1,920
400-100-01007	1-1/2	15	30	1,440
400-100-01008	2	8	16	768
400-100-01009	2-1/2	—	12	576
400-100-01010	3	—	8	384
400-100-01011	4	—	2	96



### Bronze 90 Elbows - Reducing

PART NUMBER	SIZE (IN)	INNER	MASTER	PALLET
400-100-01024	3/8 x 1/4	90	360	17,280
400-100-01025	1/2 x 1/4	60	240	11,520
400-100-01026	1/2 x 3/8	60	240	11,520
400-100-01027	3/4 x 1/8	40	160	7,680
400-100-01028	3/4 x 1/4	40	160	7,680
400-100-01029	3/4 x 3/8	40	160	7,680
400-100-01030	3/4 x 1/2	40	160	7,680
400-100-01031	1 x 1/4	25	100	4,800
400-100-01032	1 x 3/8	25	100	4,800
400-100-01033	1 x 1/2	25	100	4,800
400-100-01034	1 x 3/4	50	100	4,800

PART NUMBER	SIZE (IN)	INNER	MASTER	PALLET
400-100-01035	1-1/4 x 1/2	20	80	3,840
400-100-01036	1-1/4 x 3/4	15	60	2,880
400-100-01037	1-1/4 x 1	10	40	1,920
400-100-01038	1-1/2 x 1/2	15	60	2,880
400-100-01039	1-1/2 x 3/4	10	40	1,920
400-100-01040	1-1/2 x 1	10	40	1,920
400-100-01041	1-1/2 x 1-1/4	15	30	1,440
400-100-01042	2 x 1	14	28	1,344
400-100-01043	2 x 1-1/4	10	20	960
400-100-01044	2 x 1-1/2	10	20	960
400-100-01045	2-1/2 x 2	6	12	576



### Bronze 90 Elbows - Street



PART NUMBER	SIZE (IN)	INNER	MASTER	PALLET
400-100-01046	1/8	60	720	34,560
400-100-01047	1/4	35	420	20,160
400-100-01048	3/8	60	240	11,520
400-100-01049	1/2	60	180	8,640
400-100-01050	3/4	35	105	5,040
400-100-01051	1	45	90	4,320

PART NUMBER	SIZE (IN)	INNER	MASTER	PALLET
400-100-01052	1-1/4	25	50	2,400
400-100-01053	1-1/2	9	27	1,296
400-100-01054	2	8	16	768
400-100-01055	2-1/2	5	10	480
400-100-01056	3	—	8	384
400-100-01057	4	—	4	192

### Bronze Bushings



PART NUMBER	SIZE (IN)	INNER	MASTER	PALLET
400-100-01212	3/8 x 1/8	75	900	43,200
400-100-01213	3/8 x 1/4	75	900	43,200
400-100-01214	1/2 x 1/8	150	600	28,800
400-100-01215	1/2 x 1/4	150	600	28,800
400-100-01216	1/2 x 3/8	150	600	28,800
400-100-01217	3/4 x 1/8	75	300	14,400
400-100-01218	3/4 x 1/4	75	300	14,400
400-100-01219	3/4 x 3/8	75	300	14,400
400-100-01220	3/4 x 1/2	75	300	14,400
400-100-01221	1 x 1/4	50	200	9,600
400-100-01222	1 x 3/8	50	200	9,600
400-100-01223	1 x 1/2	50	200	9,600
400-100-01224	1 x 3/4	50	200	9,600
400-100-01211	1-1/4 x 1/8	120	1,440	69,120
400-100-01225	1-1/4 x 1/2	30	120	5,760
400-100-01226	1-1/4 x 3/4	30	120	5,760
400-100-01227	1-1/4 x 1	30	120	5,760
400-100-01228	1-1/2 x 1/4	25	75	3,600
400-100-01229	1-1/2 x 3/8	25	75	3,600
400-100-01230	1-1/2 x 1/2	25	75	3,600
400-100-01231	1-1/2 x 3/4	25	75	3,600

PART NUMBER	SIZE (IN)	INNER	MASTER	PALLET
400-100-01232	1-1/2 x 1	25	75	3,600
400-100-01233	1-1/2 x 1-1/4	25	75	3,600
400-100-01295	2 x 1/4	20	60	2,880
400-100-01234	2 x 1/2	20	60	2,880
400-100-01235	2 x 3/4	20	60	2,880
400-100-01236	2 x 1	20	60	2,880
400-100-01237	2 x 1-1/4	20	60	2,880
400-100-01238	2 x 1-1/2	20	60	2,880
400-100-01239	2-1/2 x 1	15	30	1,440
400-100-01240	2-1/2 x 1-1/4	15	30	1,440
400-100-01241	2-1/2 x 1-1/2	15	30	1,440
400-100-01242	2-1/2 x 2	15	30	1,440
400-100-01298	3 x 3/4	12	24	1,152
400-100-01299	3 x 1	12	24	1,152
400-100-01243	3 x 1-1/2	12	24	1,152
400-100-01244	3 x 2	12	24	1,152
400-100-01245	3 x 2-1/2	12	24	1,152
400-100-01296	4 x 1-1/2	5	10	480
400-100-01246	4 x 2	5	10	480
400-100-01247	4 x 2-1/2	5	10	480
400-100-01248	4 x 3	5	10	480

### Bronze Caps



PART NUMBER	SIZE (IN)	INNER	MASTER	PALLET
400-100-01160	1/8	120	1,440	69,120
400-100-01161	1/4	80	960	46,080
400-100-01162	3/8	60	720	34,560
400-100-01163	1/2	75	300	14,400
400-100-01164	3/4	40	160	7,680
400-100-01165	1	25	100	4,800

PART NUMBER	SIZE (IN)	INNER	MASTER	PALLET
400-100-01166	1-1/4	20	80	3,840
400-100-01167	1-1/2	18	54	2,592
400-100-01168	2	12	36	1,728
400-100-01169	2-1/2	20	40	1,920
400-100-01170	3	—	24	1,152
400-100-01171	4	6	12	576

### Bronze Companion Flanges - Sweat

PART NUMBER	SIZE (IN)	MASTER	PALLET
400-100-01274	1-1/2	15	720
400-100-01275	2	15	720
400-100-01276	2-1/2	10	480

PART NUMBER	SIZE (IN)	MASTER	PALLET
400-100-01277	3	8	384
400-100-01278	4	5	240



### Bronze Companion Flanges - Threaded

PART NUMBER	SIZE (IN)	INNER	MASTER	PALLET
400-100-01266	1/2	40	160	7,680
400-100-01267	1	15	30	1,440
400-100-01268	1-1/2	8	24	1,152
400-100-01269	2	8	16	768

PART NUMBER	SIZE (IN)	INNER	MASTER	PALLET
400-100-01270	2-1/2	—	10	480
400-100-01271	3	—	10	480
400-100-01272	4	—	4	192
400-100-01273	6	—	1	48



### Bronze Couplings

PART NUMBER	SIZE (IN)	INNER	MASTER	PALLET
400-100-01116	1/8	70	840	40,320
400-100-01117	1/4	40	480	23,040
400-100-01118	3/8	40	480	23,040
400-100-01119	1/2	60	240	11,520
400-100-01120	3/4	50	150	7,200
400-100-01121	1	25	100	4,800

PART NUMBER	SIZE (IN)	INNER	MASTER	PALLET
400-100-01122	1-1/4	16	64	3,072
400-100-01123	1-1/2	18	36	1,728
400-100-01124	2	12	24	1,152
400-100-01125	2-1/2	8	16	768
400-100-01126	3	—	12	576
400-100-01127	4	3	6	288



### Bronze Couplings - Reducing

PART NUMBER	SIZE (IN)	INNER	MASTER	PALLET
400-100-01128	1/4 x 1/8	50	600	28,800
400-100-01129	3/8 x 1/8	35	420	20,160
400-100-01130	3/8 x 1/4	30	360	17,280
400-100-01131	1/2 x 1/8	75	300	14,400
400-100-01132	1/2 x 1/4	75	300	14,400
400-100-01133	1/2 x 3/8	60	240	11,520
400-100-01134	3/4 x 1/4	45	180	8,640
400-100-01135	3/4 x 3/8	45	180	8,640
400-100-01136	3/4 x 1/2	60	180	8,640
400-100-01137	1 x 3/8	30	120	5,760
400-100-01138	1 x 1/2	30	120	5,760
400-100-01139	1 x 3/4	25	100	4,800
400-100-01140	1-1/4 x 1/2	25	75	3,600
400-100-01141	1-1/4 x 3/4	25	75	3,600
400-100-01142	1-1/4 x 1	15	60	2,880
400-100-01143	1-1/2 x 1/2	20	60	2,880
400-100-01144	1-1/2 x 3/4	15	60	2,880

PART NUMBER	SIZE (IN)	INNER	MASTER	PALLET
400-100-01145	1-1/2 x 1	25	50	2,400
400-100-01146	1-1/2 x 1-1/4	12	48	2,304
400-100-01147	2 x 1/2	12	36	1,728
400-100-01148	2 x 3/4	12	36	1,728
400-100-01149	2 x 1	12	36	1,728
400-100-01150	2 x 1-1/4	9	27	1,296
400-100-01151	2 x 1-1/2	9	27	1,296
400-100-01290	2-1/2 x 1	10	20	960
400-100-01152	2-1/2 x 1-1/4	10	20	960
400-100-01153	2-1/2 x 1-1/2	7	14	672
400-100-01154	2-1/2 x 2	7	14	672
400-100-01155	3 x 1	6	12	576
400-100-01156	3 x 2	6	12	576
400-100-01157	3 x 2-1/2	5	10	480
400-100-01158	4 x 2	3	6	288
400-100-01159	4 x 3	3	6	288



**Bronze Crosses**



PART NUMBER	SIZE (IN)	INNER	MASTER	PALLET
400-100-01172	1/8	30	360	17,280
400-100-01173	1/4	60	240	11,520
400-100-01174	3/8	50	150	7,200
400-100-01175	1/2	30	90	4,320
400-100-01176	3/4	20	60	2,880

PART NUMBER	SIZE (IN)	INNER	MASTER	PALLET
400-100-01177	1	15	30	1,440
400-100-01178	1-1/4	10	20	960
400-100-01179	1-1/2	8	16	768
400-100-01180	2	5	10	480

**Bronze Floor Flanges**



PART NUMBER	SIZE (IN)	INNER	MASTER	PALLET
400-100-01249	1/2	25	50	2,400
400-100-01250	3/4	15	45	2,160
400-100-01251	1	15	30	1,440

PART NUMBER	SIZE (IN)	INNER	MASTER	PALLET
400-100-01252	1-1/2	8	24	1,152
400-100-01253	2	8	16	768

**Bronze Plugs**



PART NUMBER	SIZE (IN)	INNER	MASTER	PALLET
400-100-01186	1/8	300	3,600	172,800
400-100-01187	1/4	150	1,800	86,400
400-100-01188	3/8	100	1,200	57,600
400-100-01189	1/2	50	600	28,800
400-100-01190	3/4	30	360	17,280
400-100-01191	1	20	240	11,520

PART NUMBER	SIZE (IN)	INNER	MASTER	PALLET
400-100-01192	1-1/4	40	120	5,760
400-100-01193	1-1/2	30	90	4,320
400-100-01194	2	20	60	2,880
400-100-01195	2-1/2	16	32	1,536
400-100-01196	3	16	32	1,536
400-100-01197	4	6	12	576

**Bronze Plugs - Countersunk**



PART NUMBER	SIZE (IN)	INNER	MASTER	PALLET
400-100-01203	1/2	120	1,440	69,120
400-100-01204	3/4	70	840	40,320
400-100-01205	1	20	240	11,520
400-100-01302	1-1/4	30	90	4,320
400-100-01206	1-1/2	30	90	4,320
400-100-01207	2	20	60	2,880
400-100-01208	2-1/2	36	72	3,456

PART NUMBER	SIZE (IN)	INNER	MASTER	PALLET
400-100-01209	3	20	40	1,920
400-100-01303	3-1/2	20	40	1,920
400-100-01210	4	6	12	576
400-100-01301	5	—	10	576
400-100-01294	6	—	8	456
400-100-01294	8	—	6	342

**Bronze Plugs - Solid**



PART NUMBER	SIZE (IN)	INNER	MASTER	PALLET
400-100-01291	1/4	150	1,800	86,400
400-100-01198	1/2	50	600	28,800
400-100-01199	3/4	35	420	20,160
400-100-01200	1	20	240	11,520

PART NUMBER	SIZE (IN)	INNER	MASTER	PALLET
400-100-01300	1-1/4	30	120	5,760
400-100-01201	1-1/2	30	90	4,320
400-100-01202	2	10	60	2,880

### Bronze Tees

PART NUMBER	SIZE (IN)	INNER	MASTER	PALLET
400-100-01067	1/8	120	480	23,040
400-100-01068	1/4	75	300	14,400
400-100-01069	3/8	45	180	8,640
400-100-01070	1/2	40	120	5,760
400-100-01071	3/4	35	70	3,360
400-100-01072	1	20	40	1,920

PART NUMBER	SIZE (IN)	INNER	MASTER	PALLET
400-100-01073	1-1/4	14	28	1,344
400-100-01074	1-1/2	12	24	1,152
400-100-01075	2	8	16	768
400-100-01076	2-1/2	4	8	384
400-100-01077	3	—	6	288
400-100-01078	4	1	2	96



### Bronze Tees - Reducing

PART NUMBER	SIZE (IN)	INNER	MASTER	PALLET
400-100-01079	3/8 x 3/8 x 1/4	60	240	11,520
400-100-01080	1/2 x 1/2 x 1/4	40	160	7,680
400-100-01081	1/2 x 1/2 x 3/8	40	160	7,680
400-100-01082	1/2 x 1/2 x 3/4	30	120	5,760
400-100-01083	3/4 x 3/4 x 1/4	25	100	4,800
400-100-01084	3/4 x 3/4 x 3/8	25	100	4,800
400-100-01085	3/4 x 3/4 x 1/2	20	80	3,840
400-100-01086	3/4 x 1/2 x 1/2	25	100	4,800
400-100-01087	3/4 x 1/2 x 3/4	20	80	3,840
400-100-01088	3/4 x 3/4 x 1	40	80	3,840
400-100-01089	1 x 1 x 1/4	20	80	3,840
400-100-01090	1 x 1 x 1/2	15	60	2,880
400-100-01091	1 x 1/2 x 1/2	20	80	3,840
400-100-01092	1 x 1/2 x 3/4	20	80	3,840
400-100-01093	1 x 1/2 x 1	15	60	2,880
400-100-01094	1 x 1 x 3/4	12	48	2,304
400-100-01095	1 x 3/4 x 3/4	15	60	2,880
400-100-01096	1 x 3/4 x 1	30	60	2,880
400-100-01292	1 x 1 x 1-1/2	9	36	1,728
400-100-01097	1-1/4 x 1-1/4 x 1/2	20	40	1,920
400-100-01098	1-1/4 x 1/2 x 1-1/4	20	40	1,920

PART NUMBER	SIZE (IN)	INNER	MASTER	PALLET
400-100-01099	1-1/4 x 1-1/4 x 3/4	20	40	1,920
400-100-01100	1-1/4 x 3/4 x 1-1/4	20	40	1,920
400-100-01101	1-1/4 x 1-1/4 x 1	20	40	1,920
400-100-01102	1-1/4 x 1 x 1-1/4	15	30	1,440
400-100-01103	1-1/2 x 1-1/2 x 1/2	18	36	1,728
400-100-01104	1-1/2 x 1-1/2 x 3/4	15	30	1,440
400-100-01105	1-1/2 x 1-1/2 x 1	10	30	1,440
400-100-01106	1-1/2 x 1-1/2 x 1-1/4	12	24	1,152
400-100-01107	1-1/2 x 1-1/4 x 1-1/4	12	24	1,152
400-100-01108	2 x 2 x 1/2	10	20	960
400-100-01109	2 x 2 x 3/4	10	20	960
400-100-01110	2 x 2 x 1	10	20	960
400-100-01111	2 x 2 x 1-1/4	8	16	768
400-100-01112	2 x 2 x 1-1/2	8	16	768
400-100-01113	2-1/2 x 2-1/2 x 1-1/4	5	10	480
400-100-01114	2-1/2 x 2-1/2 x 2	4	8	384
400-100-01115	3 x 3 x 2	3	6	288



### Bronze Unions

PART NUMBER	SIZE (IN)	INNER	MASTER	PALLET
400-100-01254	1/8	60	240	11,520
400-100-01255	1/4	20	240	11,520
400-100-01256	3/8	40	160	7,680
400-100-01257	1/2	50	100	4,800
400-100-01258	3/4	35	70	3,360
400-100-01259	1	20	40	1,920

PART NUMBER	SIZE (IN)	INNER	MASTER	PALLET
400-100-01260	1-1/4	15	30	1,440
400-100-01261	1-1/2	10	20	960
400-100-01262	2	6	12	576
400-100-01263	2-1/2	4	8	384
400-100-01264	3	4	8	384
400-100-01265	4	2	4	192



**Black 45 Elbows**



PART NUMBER	SIZE (IN)	INNER	MASTER	PALLET
400-230-01080	1/8	50	600	28,800
400-230-01100	1/4	30	360	17,280
400-230-01120	3/8	75	300	14,400
400-230-01140	1/2	50	200	9,600
400-230-01160	3/4	40	120	5,760
400-230-01180	1	20	60	2,880
400-230-01200	1-1/4	20	40	1,920

PART NUMBER	SIZE (IN)	INNER	MASTER	PALLET
400-230-01220	1-1/2	10	30	1,440
400-230-01240	2	12	24	1,152
400-230-01260	2-1/2	12	12	576
400-230-01280	3	10	10	480
400-230-01300	4	4	4	192
400-230-17670	5	1	2	96
400-230-01320	6	1	1	48

**Black 45 Elbows - Street**



PART NUMBER	SIZE (IN)	INNER	MASTER	PALLET
400-230-01340	1/8	70	840	40,320
400-230-01360	1/4	40	480	23,040
400-230-01380	3/8	100	400	19,200
400-230-01400	1/2	75	225	10,800
400-230-01420	3/4	40	120	5,760

PART NUMBER	SIZE (IN)	INNER	MASTER	PALLET
400-230-01440	1	25	75	3,600
400-230-01460	1-1/4	10	40	1,920
400-230-01480	1-1/2	10	30	1,440
400-230-01500	2	12	24	1,152

**Black 90 Elbows**



PART NUMBER	SIZE (IN)	INNER	MASTER	PALLET
400-230-00020	1/8	50	600	28,800
400-230-00040	1/4	35	420	20,160
400-230-00060	3/8	90	360	17,280
400-230-00080	1/2	50	200	9,600
400-230-00100	3/4	35	105	5,040
400-230-00120	1	20	60	2,880
400-230-00140	1-1/4	20	40	1,920

PART NUMBER	SIZE (IN)	INNER	MASTER	PALLET
400-230-00160	1-1/2	15	30	1,440
400-230-00180	2	8	16	768
400-230-00200	2-1/2	12	12	576
400-230-00220	3	8	8	384
400-230-00240	4	2	2	96
400-230-17680	5	2	2	96
400-230-00260	6	1	1	48

**Black 90 Elbows - Reducing**



PART NUMBER	SIZE (IN)	INNER	MASTER	PALLET
400-230-00280	1/4 x 1/8	40	480	23,040
400-230-00300	3/8 x 1/4	90	360	17,280
400-230-00320	3/8 x 1/8	105	420	20,160
400-230-00360	1/2 x 1/4	60	240	11,520
400-230-04060	3/4 x 1/4	45	180	8,640
400-230-00340	1/2 x 3/8	60	240	11,520
400-230-00400	3/4 x 3/8	40	160	7,680
400-230-00380	3/4 x 1/2	40	160	7,680
400-230-00460	1 x 3/8	25	150	7,200

PART NUMBER	SIZE (IN)	INNER	MASTER	PALLET
400-230-00440	1 x 1/2	25	100	4,800
400-230-00420	1 x 3/4	50	100	4,800
400-230-00520	1-1/4 x 1/2	20	80	3,840
400-230-00500	1-1/4 x 3/4	15	60	2,880
400-230-00480	1-1/4 x 1	10	40	1,920
400-230-00580	1-1/2 x 1/2	15	60	2,880
400-230-00600	1-1/2 x 3/4	10	40	1,920
400-230-00560	1-1/2 x 1	10	40	1,920
400-230-00540	1-1/2 x 1-1/4	15	30	1,440

*Continued on Next Page*

**Black 90 Elbows - Reducing** *Continued*

PART NUMBER	SIZE (IN)	INNER	MASTER	PALLET
400-230-00700	2 x 1/2	10	40	1,920
400-230-00680	2 x 3/4	9	36	1,728
400-230-00660	2 x 1	14	28	1,344
400-230-00640	2 x 1-1/4	10	20	960
400-230-00620	2 x 1-1/2	10	20	960
400-230-00740	2-1/2 x 1-1/2	6	12	576

PART NUMBER	SIZE (IN)	INNER	MASTER	PALLET
400-230-00720	2-1/2 x 2	6	12	576
400-230-00780	3 x 2	4	8	384
400-230-00760	3 x 2-1/2	4	8	384
400-230-00800	4 x 2	2	4	192
400-230-00820	4 x 3	2	4	192



**Black 90 Elbows - Street**

PART NUMBER	SIZE (IN)	INNER	MASTER	PALLET
400-230-00840	1/8	60	720	34,560
400-230-00860	1/4	35	420	20,160
400-230-00880	3/8	60	240	11,520
400-230-00900	1/2	60	180	8,640
400-230-00920	3/4	35	105	5,040
400-230-00940	1	45	90	4,320

PART NUMBER	SIZE (IN)	INNER	MASTER	PALLET
400-230-00960	1-1/4	25	50	2,400
400-230-00980	1-1/2	9	27	1,296
400-230-01000	2	8	16	768
400-230-01020	2-1/2	5	10	480
400-230-01040	3	8	8	384
400-230-01060	4	4	4	192



**Black Bushings**

PART NUMBER	SIZE (IN)	INNER	MASTER	PALLET
400-230-17300	1/4 x 1/8	120	1,440	69,120
400-230-17310	3/8 x 1/8	75	900	43,200
400-230-17320	3/8 x 1/4	75	900	43,200
400-230-17330	1/2 x 1/8	150	600	28,800
400-230-10490	1/2 x 1/4	150	600	28,800
400-230-17340	1/2 x 3/8	150	600	28,800
400-230-17360	3/4 x 1/4	75	300	14,400
400-230-17370	3/4 x 3/8	75	300	14,400
400-230-10500	3/4 x 1/2	75	300	14,400
400-230-10600	1 x 1/8	50	200	9,600
400-230-10580	1 x 1/4	50	200	9,600
400-230-10560	1 x 3/8	50	200	9,600
400-230-10540	1 x 1/2	50	200	9,600
400-230-10520	1 x 3/4	50	200	9,600
400-230-10700	1-1/4 x 1/4	30	120	5,760
400-230-10680	1-1/4 x 3/8	30	120	5,760
400-230-10660	1-1/4 x 1/2	30	120	5,760
400-230-10640	1-1/4 x 3/4	30	120	5,760
400-230-10620	1-1/4 x 1	30	120	5,760
400-230-10820	1-1/2 x 1/4	25	75	3,600

PART NUMBER	SIZE (IN)	INNER	MASTER	PALLET
400-230-10800	1-1/2 x 3/8	25	75	3,600
400-230-10780	1-1/2 x 1/2	25	75	3,600
400-230-10760	1-1/2 x 3/4	25	75	3,600
400-230-10740	1-1/2 x 1	25	75	3,600
400-230-10720	1-1/2 x 1-1/4	25	75	3,600
400-230-10940	2 x 1/4	20	60	2,880
400-230-10920	2 x 1/2	20	60	2,880
400-230-10900	2 x 3/4	20	60	2,880
400-230-10880	2 x 1	20	60	2,880
400-230-10860	2 x 1-1/4	20	60	2,880
400-230-10840	2 x 1-1/2	20	60	2,880
400-230-11040	2-1/2 x 3/4	15	30	1,440
400-230-11020	2-1/2 x 1	15	30	1,440
400-230-11000	2-1/2 x 1-1/4	15	30	1,440
400-230-10980	2-1/2 x 1-1/2	15	30	1,440
400-230-10960	2-1/2 x 2	15	30	1,440
400-230-17420	3 x 3/4	6	12	576
400-230-11140	3 x 1	12	24	1,152
400-230-11120	3 x 1-1/4	12	24	1,152
400-230-11100	3 x 1-1/2	12	24	1,152



*Continued on Next Page*

**Black Bushings** *Continued*



PART NUMBER	SIZE (IN)	INNER	MASTER	PALLET
400-230-11080	3 x 2	12	24	1,152
400-230-11060	3 x 2-1/2	12	24	1,152
400-230-11160	3-1/2 x 3	8	16	768
400-230-11300	4 x 3/4	5	10	480
400-230-11280	4 x 1	5	10	480
400-230-11260	4 x 1-1/4	3	6	288

PART NUMBER	SIZE (IN)	INNER	MASTER	PALLET
400-230-11240	4 x 1-1/2	5	10	480
400-230-11220	4 x 2	5	10	480
400-230-11200	4 x 2-1/2	5	10	480
400-230-11180	4 x 3	5	10	480
400-230-17490	6 x 4	2	4	192
400-230-19370	8 x 6	1	2	96

**Black Caps**



PART NUMBER	SIZE (IN)	INNER	MASTER	PALLET
400-230-09980	1/8	120	1,440	69,120
400-230-10000	1/4	80	960	46,080
400-230-10020	3/8	60	720	34,560
400-230-10040	1/2	75	300	14,400
400-230-10060	3/4	40	160	7,680
400-230-10080	1	25	100	4,800
400-230-10100	1-1/4	20	80	3,840
400-230-10120	1-1/2	18	54	2,592

PART NUMBER	SIZE (IN)	INNER	MASTER	PALLET
400-230-10140	2	12	36	1,728
400-230-10160	2-1/2	20	40	1,920
400-230-10180	3	12	24	1,152
400-230-10200	3-1/2	5	15	720
400-230-10220	4	6	12	576
400-230-17510	5	4	8	480
400-230-10240	6	2	4	192

**Black Couplings**



PART NUMBER	SIZE (IN)	INNER	MASTER	PALLET
400-230-03660	1/8	70	840	40,320
400-230-03680	1/4	40	480	23,040
400-230-03700	3/8	40	480	23,040
400-230-03720	1/2	60	240	11,520
400-230-03740	3/4	50	150	7,200
400-230-03760	1	25	100	4,800
400-230-03780	1-1/4	16	64	3,072

PART NUMBER	SIZE (IN)	INNER	MASTER	PALLET
400-230-03800	1-1/2	18	36	1,728
400-230-03820	2	12	24	1,152
400-230-03840	2-1/2	8	16	768
400-230-03860	3	12	12	576
400-230-03880	4	3	6	288
400-230-17530	6	1	2	96

**Black Couplings - Reducing**



PART NUMBER	SIZE (IN)	INNER	MASTER	PALLET
400-230-03900	1/4 x 1/8	50	600	28,800
400-230-03940	3/8 x 1/8	35	420	20,160
400-230-03920	3/8 x 1/4	30	360	17,280
400-230-04000	1/2 x 1/8	75	300	14,400
400-230-03980	1/2 x 1/4	75	300	14,400
400-230-03960	1/2 x 3/8	60	240	11,520
400-230-04080	3/4 x 1/8	70	210	10,080
400-230-19300	3/4 x 1/4	90	180	7,920

PART NUMBER	SIZE (IN)	INNER	MASTER	PALLET
400-230-04040	3/4 x 3/8	45	180	8,640
400-230-04020	3/4 x 1/2	60	180	8,640
400-230-04160	1 x 1/4	45	135	6,480
400-230-04140	1 x 3/8	30	120	5,760
400-230-04120	1 x 1/2	30	120	5,760
400-230-04100	1 x 3/4	25	100	4,800
400-230-04220	1-1/4 x 1/2	25	75	3,600
400-230-04200	1-1/4 x 3/4	25	75	3,600

*Continued on Next Page*

### Black Couplings - Reducing *Continued*

PART NUMBER	SIZE (IN)	INNER	MASTER	PALLET
400-230-04180	1-1/4 x 1	15	60	2,880
400-230-04300	1-1/2 x 1/2	20	60	2,880
400-230-04280	1-1/2 x 3/4	15	60	2,880
400-230-04260	1-1/2 x 1	25	50	2,400
400-230-04240	1-1/2 x 1-1/4	12	48	2,304
400-230-04400	2 x 1/2	12	36	1,728
400-230-04380	2 x 3/4	12	36	1,728
400-230-04360	2 x 1	12	36	1,728
400-230-04340	2 x 1-1/4	9	27	1,296
400-230-04320	2 x 1-1/2	9	27	1,296
400-230-17780	2-1/2 x 1	10	20	960
400-230-04460	2-1/2 x 1-1/4	10	20	960

PART NUMBER	SIZE (IN)	INNER	MASTER	PALLET
400-230-04440	2-1/2 x 1-1/2	7	14	672
400-230-04420	2-1/2 x 2	7	14	672
400-230-04560	3 x 1	6	12	576
400-230-04540	3 x 1-1/4	6	12	576
400-230-04520	3 x 1-1/2	6	12	576
400-230-04500	3 x 2	6	12	576
400-230-04480	3 x 2-1/2	5	10	480
400-230-04640	4 x 1-1/2	3	6	288
400-230-04620	4 x 2	3	6	288
400-230-04600	4 x 2-1/2	3	6	288
400-230-04580	4 x 3	3	6	288
400-230-17810	6 x 4	2	2	96



### Black Crosses

PART NUMBER	SIZE (IN)	INNER	MASTER	PALLET
400-230-03500	1/4	40	240	11,520
400-230-03520	3/8	25	150	7,200
400-230-03540	1/2	30	90	4,320
400-230-03560	3/4	20	60	2,880

PART NUMBER	SIZE (IN)	INNER	MASTER	PALLET
400-230-03580	1	15	30	1,440
400-230-03600	1-1/4	10	20	960
400-230-03620	1-1/2	8	16	768
400-230-03640	2	5	10	480



### Black Floor Flanges

PART NUMBER	SIZE (IN)	INNER	MASTER	PALLET
400-230-04660	1/2	25	50	2,400
400-230-04680	3/4	15	45	2,160
400-230-04700	1	15	30	1,440

PART NUMBER	SIZE (IN)	INNER	MASTER	PALLET
400-230-04720	1-1/4	10	30	1,440
400-230-04740	1-1/2	8	24	1,152
400-230-04760	2	8	16	768



### Black Plugs

PART NUMBER	SIZE (IN)	INNER	MASTER	PALLET
400-230-17690	1/8	300	2,400	115,200
400-230-10260	1/4 SOLID	100	1,200	86,400
400-230-17700	1/4	100	1,200	86,400
400-230-10280	3/8 SOLID	80	960	57,600
400-230-17710	3/8	80	960	57,600
400-230-10300	1/2	50	600	28,800
400-230-10320	3/4	30	360	17,280
400-230-10340	1	20	240	11,520
400-230-10360	1-1/4	40	120	5,760

PART NUMBER	SIZE (IN)	INNER	MASTER	PALLET
400-230-10380	1-1/2	30	90	4,320
400-230-10400	2	20	60	2,880
400-230-10420	2-1/2	16	32	1,536
400-230-10440	3	14	28	1,536
400-230-10460	4 BAR HEAD	6	12	576
400-230-10461	4 SQUARE HEAD	6	12	576
400-230-17720	5	7	7	480
400-230-10480	6 BAR HEAD	2	4	288
400-230-10481	6 SQUARE HEAD	2	4	288



### Black Tees



PART NUMBER	SIZE (IN)	INNER	MASTER	PALLET
400-230-01520	1/8	120	480	23,040
400-230-01540	1/4	75	300	14,400
400-230-01560	3/8	45	180	8,640
400-230-01580	1/2	40	120	5,760
400-230-01600	3/4	35	70	3,360
400-230-01620	1	20	40	1,920
400-230-01640	1-1/4	14	28	1,344

PART NUMBER	SIZE (IN)	INNER	MASTER	PALLET
400-230-01660	1-1/2	12	24	1,152
400-230-01680	2	8	16	768
400-230-01700	2-1/2	4	8	384
400-230-01720	3	6	6	288
400-230-01740	4	2	2	96
400-230-01760	6	1	1	48

### Black Tees - Bull Head



PART NUMBER	SIZE (IN)	INNER / MASTER / PALLET
400-230-01920	1/2 x 1/2 x 3/4	30 120 5,760
400-230-02160	1/2 x 1/2 x 1	25 100 4,800
400-230-02140	3/4 x 3/4 x 1	20 80 3,840
400-230-02460	1 x 1 x 1-1/4	11 44 2,112
400-230-02760	1 x 1 x 1-1/2	9 36 1,728
400-230-03160	1 x 1 x 2	30 60 2,880

PART NUMBER	SIZE (IN)	INNER / MASTER / PALLET
400-230-02260	1-1/4 x 1-1/4 x 1-1/2	12 24 1,152
400-230-03140	1-1/4 x 1-1/4 x 2	8 32 1,536
400-230-03120	1-1/2 x 1-1/4 x 2	8 16 768
400-230-03100	1-1/2 x 1-1/2 x 2	8 16 768
400-230-02980	2 x 1-1/4 x 2-1/2	8 16 768
400-230-03280	2 x 2 x 2-1/2	6 12 576

### Black Tees - Reducing



PART NUMBER	SIZE (IN)	INNER / MASTER / PALLET
400-230-01800	1/2 x 1/2 x 1/4	40 160 7,680
400-230-01780	1/2 x 1/2 x 3/8	40 160 7,680
400-230-01900	3/4 x 1/2 x 1/2	25 100 4,800
400-230-01880	3/4 x 1/2 x 3/4	20 80 3,840
400-230-01860	3/4 x 3/4 x 1/4	25 100 4,800
400-230-01840	3/4 x 3/4 x 3/8	25 100 4,800
400-230-01820	3/4 x 3/4 x 1/2	20 80 3,840
400-230-02120	1 x 1/4 x 1	45 90 4,320
400-230-02100	1 x 1/2 x 1/2	20 80 3,840
400-230-02080	1 x 1/2 x 3/4	20 80 3,840
400-230-02060	1 x 1/2 x 1	15 60 2,880
400-230-02040	1 x 3/4 x 1/2	20 80 3,840
400-230-02020	1 x 3/4 x 3/4	15 60 2,880
400-230-02000	1 x 3/4 x 1	15 60 2,880
400-230-19420	1 x 1 x 1/4	20 80 3,840
400-230-01980	1 x 1 x 3/8	15 60 2,880
400-230-01960	1 x 1 x 1/2	15 60 2,880
400-230-01940	1 x 1 x 3/4	12 48 2,304
400-230-02440	1-1/4 x 1/2 x 1	20 40 1,920
400-230-02420	1-1/4 x 1/2 x 1-1/4	20 40 1,920

PART NUMBER	SIZE (IN)	INNER / MASTER / PALLET
400-230-02400	1-1/4 x 3/4 x 3/4	10 40 1,920
400-230-02380	1-1/4 x 3/4 x 1	10 40 1,920
400-230-02360	1-1/4 x 3/4 x 1-1/4	10 40 1,920
400-230-02340	1-1/4 x 1 x 1/2	20 40 1,920
400-230-02320	1-1/4 x 1 x 3/4	20 40 1,920
400-230-02300	1-1/4 x 1 x 1	20 40 1,920
400-230-02280	1-1/4 x 1 x 1-1/4	15 30 1,440
400-230-02240	1-1/4 x 1-1/4 x 3/8	20 40 1,920
400-230-02220	1-1/4 x 1-1/4 x 1/2	20 40 1,920
400-230-02200	1-1/4 x 1-1/4 x 3/4	20 40 1,920
400-230-02180	1-1/4 x 1-1/4 x 1	20 40 1,920
400-230-02740	1-1/2 x 1/2 x 1-1/2	12 24 1,152
400-230-02720	1-1/2 x 3/4 x 3/4	15 30 1,440
400-230-02700	1-1/2 x 3/4 x 1-1/2	12 24 1,152
400-230-02680	1-1/2 x 1 x 1	15 30 1,440
400-230-02660	1-1/2 x 1 x 1-1/4	12 24 1,152
400-230-02640	1-1/2 x 1 x 1-1/2	12 24 1,152
400-230-18160	1-1/2 x 1-1/4 x 1/2	12 24 1,152
400-230-02620	1-1/2 x 1-1/4 x 3/4	12 24 1,152

*Continued on Next Page*

**Black Tees - Reducing** *Continued*

PART NUMBER	SIZE (IN)	INNER	MASTER	PALLET
400-230-02600	1-1/2 x 1-1/4 x 1	12	24	1,152
400-230-02580	1-1/2 x 1-1/4 x 1-1/4	12	24	1,152
400-230-02560	1-1/2 x 1-1/4 x 1-1/2	12	24	1,152
400-230-02540	1-1/2 x 1-1/2 x 1/2	18	36	1,728
400-230-02520	1-1/2 x 1-1/2 x 3/4	15	30	1,440
400-230-02500	1-1/2 x 1-1/2 x 1	10	30	1,440
400-230-02480	1-1/2 x 1-1/2 x 1-1/4	12	24	1,152
400-230-03080	2 x 1/2 x 2	8	16	768
400-230-03060	2 x 3/4 x 2	8	16	768
400-230-03020	2 x 1 x 1	12	24	1,152
400-230-03040	2 x 1 x 2	8	16	768
400-230-03000	2 x 1-1/4 x 1-1/4	8	16	768
400-230-02960	2 x 1-1/4 x 2	8	16	768
400-230-19460	2 x 1-1/2 x 1/2	10	20	960
400-230-02940	2 x 1-1/2 x 1	10	20	960
400-230-02920	2 x 1-1/2 x 1-1/4	8	16	768
400-230-02900	2 x 1-1/2 x 1-1/2	8	16	768
400-230-02880	2 x 1-1/2 x 2	8	16	768
400-230-02860	2 x 2 x 1/2	10	20	960

PART NUMBER	SIZE (IN)	INNER	MASTER	PALLET
400-230-02840	2 x 2 x 3/4	10	20	960
400-230-02820	2 x 2 x 1	10	20	960
400-230-02800	2 x 2 x 1-1/4	8	16	768
400-230-02780	2 x 2 x 1-1/2	8	16	768
400-230-03260	2-1/2 x 2-1/2 x 3/4	6	12	576
400-230-03240	2-1/2 x 2-1/2 x 1	5	10	480
400-230-03220	2-1/2 x 2-1/2 x 1-1/4	5	10	480
400-230-03200	2-1/2 x 2-1/2 x 1-1/2	5	10	480
400-230-03180	2-1/2 x 2-1/2 x 2	4	8	384
400-230-03420	3 x 2 x 2	5	10	480
400-230-03400	3 x 3 x 3/4	3	9	432
400-230-03380	3 x 3 x 1	3	6	288
400-230-03360	3 x 3 x 1-1/4	3	6	288
400-230-03340	3 x 3 x 1-1/2	3	6	288
400-230-03320	3 x 3 x 2	3	6	288
400-230-03300	3 x 3 x 2-1/2	3	6	288
400-230-03480	4 x 4 x 2	3	3	144
400-230-03460	4 x 4 x 2-1/2	3	3	144
400-230-03440	4 x 4 x 3	2	2	96



**Black Unions**

PART NUMBER	SIZE (IN)	INNER	MASTER	PALLET
400-230-09540	1/8	60	240	11,520
400-230-09560	1/4	20	240	11,520
400-230-09580	3/8	40	160	7,680
400-230-09600	1/2	50	100	4,800
400-230-09620	3/4	35	70	3,360
400-230-09640	1	20	40	1,920

PART NUMBER	SIZE (IN)	INNER	MASTER	PALLET
400-230-09660	1-1/4	15	30	1,440
400-230-09680	1-1/2	10	20	960
400-230-09700	2	6	12	576
400-230-09720	2-1/2	4	8	384
400-230-09740	3	4	8	384



**Galvanized 45 Elbows**



PART NUMBER	SIZE (IN)	INNER	MASTER	PALLET
400-230-05840	1/8	50	600	28,800
400-230-05860	1/4	30	360	17,280
400-230-05880	3/8	75	300	14,400
400-230-05900	1/2	50	200	9,600
400-230-05920	3/4	40	120	5,760
400-230-05940	1	20	60	2,880
400-230-05960	1-1/4	20	40	1,920

PART NUMBER	SIZE (IN)	INNER	MASTER	PALLET
400-230-05980	1-1/2	10	30	1,440
400-230-06000	2	12	24	1,152
400-230-06020	2-1/2	12	12	576
400-230-06040	3	10	10	480
400-230-06060	4	4	4	192
400-230-06080	6	1	1	48

**Galvanized 45 Elbows - Street**



PART NUMBER	SIZE (IN)	INNER	MASTER	PALLET
400-230-06100	1/8	70	840	40,320
400-230-06120	1/4	40	480	23,040
400-230-06140	3/8	100	400	19,200
400-230-06160	1/2	75	225	10,800
400-230-06180	3/4	40	120	5,760

PART NUMBER	SIZE (IN)	INNER	MASTER	PALLET
400-230-06200	1	25	75	3,600
400-230-06220	1-1/4	10	40	1,920
400-230-06240	1-1/2	10	30	1,440
400-230-06260	2	12	24	1,152
400-230-19260	4	4	4	192

**Galvanized 90 Elbows**



PART NUMBER	SIZE (IN)	INNER	MASTER	PALLET
400-230-04780	1/8	50	600	28,800
400-230-04800	1/4	35	420	20,160
400-230-04820	3/8	90	360	17,280
400-230-04840	1/2	50	200	9,600
400-230-04860	3/4	35	105	5,040
400-230-04880	1	20	60	2,880
400-230-04900	1-1/4	20	40	1,920

PART NUMBER	SIZE (IN)	INNER	MASTER	PALLET
400-230-04920	1-1/2	15	30	1,440
400-230-04940	2	8	16	768
400-230-04960	2-1/2	12	12	576
400-230-04980	3	8	8	384
400-230-05000	4	2	2	96
400-230-05020	6	1	1	48

**Galvanized 90 Elbows - Reducing**



PART NUMBER	SIZE (IN)	INNER	MASTER	PALLET
400-230-05040	1/4 x 1/8	40	480	23,040
400-230-05080	3/8 x 1/8	105	420	20,160
400-230-05060	3/8 x 1/4	90	360	17,280
400-230-19310	3/4 x 1/4	40	160	7,680
400-230-05140	3/4 x 1/2	40	160	7,680
400-230-05120	1/2 x 1/4	60	240	11,520
400-230-05100	1/2 x 3/8	60	240	11,520
400-230-05220	1 x 3/8	25	150	7,200
400-230-05200	1 x 1/2	25	100	4,800
400-230-05180	1 x 3/4	50	100	4,800
400-230-05280	1-1/4 x 1/2	20	80	3,840
400-230-05260	1-1/4 x 3/4	15	60	2,880
400-230-05240	1-1/4 x 1	10	40	1,920
400-230-05360	1-1/2 x 1/2	15	60	2,880

PART NUMBER	SIZE (IN)	INNER	MASTER	PALLET
400-230-05340	1-1/2 x 3/4	10	40	1,920
400-230-05320	1-1/2 x 1	10	40	1,920
400-230-05300	1-1/2 x 1-1/4	15	30	1,440
400-230-05460	2 x 1/2	10	40	1,920
400-230-05440	2 x 3/4	9	36	1,728
400-230-05420	2 x 1	14	28	1,344
400-230-05400	2 x 1-1/4	10	20	960
400-230-05380	2 x 1-1/2	10	20	960
400-230-05500	2-1/2 x 1-1/2	6	12	576
400-230-05480	2-1/2 x 2	6	12	576
400-230-05540	3 x 2	4	8	384
400-230-05520	3 x 2-1/2	4	8	384
400-230-05580	4 x 2	2	4	192
400-230-05560	4 x 3	2	4	192

### Galvanized 90 Elbows - Street

PART NUMBER	SIZE (IN)	INNER	MASTER	PALLET
400-230-05600	1/8	60	720	34,560
400-230-05620	1/4	35	420	20,160
400-230-05640	3/8	60	240	11,520
400-230-05660	1/2	60	180	8,640
400-230-05680	3/4	35	105	5,040
400-230-05700	1	45	90	4,320
400-230-05720	1-1/4	25	50	2,400

PART NUMBER	SIZE (IN)	INNER	MASTER	PALLET
400-230-05740	1-1/2	9	27	1,296
400-230-05760	2	8	16	768
400-230-05780	2-1/2	5	10	480
400-230-05800	3	8	8	384
400-230-05820	4	4	4	192
400-230-19330	6	1	1	48



### Galvanized Bushings

PART NUMBER	SIZE (IN)	INNER	MASTER	PALLET
400-230-18310	1/4 x 1/8	120	1,440	69,120
400-230-18330	3/8 x 1/4	75	900	43,200
400-230-19390	1/2 x 1/4	150	600	28,800
400-230-18360	1/2 x 3/8	150	600	28,800
400-230-18380	3/4 x 1/4	75	300	14,400
400-230-18390	3/4 x 3/8	75	300	14,400
400-230-11840	3/4 x 1/2	75	300	14,400
400-230-11940	1 x 1/8	50	200	9,600
400-230-11920	1 x 1/4	50	200	9,600
400-230-11900	1 x 3/8	50	200	9,600
400-230-11880	1 x 1/2	50	200	9,600
400-230-11860	1 x 3/4	50	200	9,600
400-230-12040	1-1/4 x 1/4	30	120	5,760
400-230-12020	1-1/4 x 3/8	30	120	5,760
400-230-12000	1-1/4 x 1/2	30	120	5,760
400-230-11980	1-1/4 x 3/4	30	120	5,760
400-230-11960	1-1/4 x 1	30	120	5,760
400-230-12160	1-1/2 x 1/4	25	75	3,600
400-230-12140	1-1/2 x 3/8	25	75	3,600
400-230-12120	1-1/2 x 1/2	25	75	3,600
400-230-12100	1-1/2 x 3/4	25	75	3,600
400-230-12080	1-1/2 x 1	25	75	3,600
400-230-12060	1-1/2 x 1-1/4	25	75	3,600
400-230-12280	2 x 1/4	20	60	2,880
400-230-12260	2 x 1/2	20	60	2,880
400-230-12240	2 x 3/4	20	60	2,880
400-230-12220	2 x 1	20	60	2,880

PART NUMBER	SIZE (IN)	INNER	MASTER	PALLET
400-230-12200	2 x 1-1/4	20	60	2,880
400-230-12180	2 x 1-1/2	20	60	2,880
400-230-12380	2-1/2 x 3/4	15	30	1,440
400-230-12360	2-1/2 x 1	15	30	1,440
400-230-12340	2-1/2 x 1-1/4	15	30	1,440
400-230-12320	2-1/2 x 1-1/2	15	30	1,440
400-230-12300	2-1/2 x 2	15	30	1,440
400-230-19350	3 x 1/2	6	12	576
400-230-12480	3 x 1	12	24	1,152
400-230-12460	3 x 1-1/4	12	24	1,152
400-230-12440	3 x 1-1/2	12	24	1,152
400-230-12420	3 x 2	12	24	1,152
400-230-12400	3 x 2-1/2	12	24	1,152
400-230-12500	3-1/2 x 3	8	16	768
400-230-12620	4 x 3/4	5	10	480
400-230-12640	4 x 1	5	10	480
400-230-12600	4 x 1-1/4	3	6	288
400-230-12580	4 x 1-1/2	5	10	480
400-230-12560	4 x 2	5	10	480
400-230-12540	4 x 2-1/2	5	10	480
400-230-12520	4 x 3	5	10	480
400-230-18470	5 x 4	2	4	192
400-230-18440	5 x 4-1/2	6	12	576
400-230-18480	6 x 2	2	4	192
400-230-18490	6 x 3	2	4	192
400-230-18500	6 x 4	2	4	192
400-230-19380	8 x 6	1	2	96



### Galvanized Caps



PART NUMBER	SIZE (IN)	INNER	MASTER	PALLET
400-230-11320	1/8	120	1,440	69,120
400-230-11340	1/4	80	960	46,080
400-230-11360	3/8	60	720	34,560
400-230-11380	1/2	75	300	14,400
400-230-11400	3/4	40	160	7,680
400-230-11420	1	25	100	4,800
400-230-11440	1-1/4	20	80	3,840

PART NUMBER	SIZE (IN)	INNER	MASTER	PALLET
400-230-11460	1-1/2	18	54	2,592
400-230-11480	2	12	36	1,728
400-230-11500	2-1/2	20	40	1,920
400-230-11520	3	12	24	1,152
400-230-11540	3-1/2	5	15	720
400-230-11560	4	6	12	576
400-230-11580	6	2	4	192

### Galvanized Couplings



PART NUMBER	SIZE (IN)	INNER	MASTER	PALLET
400-230-08420	1/8	70	840	40,320
400-230-08440	1/4	40	480	23,040
400-230-08460	3/8	40	480	23,040
400-230-08480	1/2	60	240	11,520
400-230-08500	3/4	50	150	7,200
400-230-08520	1	25	100	4,800
400-230-08540	1-1/4	16	64	3,072

PART NUMBER	SIZE (IN)	INNER	MASTER	PALLET
400-230-08560	1-1/2	18	36	1,728
400-230-08580	2	12	24	1,152
400-230-08600	2-1/2	8	16	768
400-230-08620	3	12	12	576
400-230-08640	4	3	6	288
400-230-18540	6	1	2	96

### Galvanized Couplings - Reducing



PART NUMBER	SIZE (IN)	INNER	MASTER	PALLET
400-230-08660	1/4 x 1/8	50	600	28,800
400-230-08700	3/8 x 1/8	35	420	20,160
400-230-08680	3/8 x 1/4	30	360	17,280
400-230-08760	1/2 x 1/8	75	300	14,400
400-230-08740	1/2 x 1/4	75	300	14,400
400-230-08720	1/2 x 3/8	60	240	11,520
400-230-08840	3/4 x 1/8	70	210	10,080
400-230-08800	3/4 x 3/8	45	180	8,640
400-230-08780	3/4 x 1/2	60	180	8,640
400-230-08920	1 x 1/4	45	135	6,480
400-230-08900	1 x 3/8	30	120	5,760
400-230-08880	1 x 1/2	30	120	5,760
400-230-08860	1 x 3/4	25	100	4,800
400-230-08980	1-1/4 x 1/2	25	75	3,600
400-230-08960	1-1/4 x 3/4	25	75	3,600
400-230-08940	1-1/4 x 1	15	60	2,880
400-230-09060	1-1/2 x 1/2	20	60	2,880
400-230-09040	1-1/2 x 3/4	15	60	2,880
400-230-09020	1-1/2 x 1	25	50	2,400
400-230-09000	1-1/2 x 1-1/4	12	48	2,304

PART NUMBER	SIZE (IN)	INNER	MASTER	PALLET
400-230-09160	2 x 1/2	12	36	1,728
400-230-09140	2 x 3/4	12	36	1,728
400-230-09120	2 x 1	12	36	1,728
400-230-09100	2 x 1-1/4	9	27	1,296
400-230-09080	2 x 1-1/2	9	27	1,296
400-230-18780	2-1/2 x 1	10	20	960
400-230-09220	2-1/2 x 1-1/4	10	20	960
400-230-09200	2-1/2 x 1-1/2	7	14	672
400-230-09180	2-1/2 x 2	7	14	672
400-230-09320	3 x 1	6	12	576
400-230-09300	3 x 1-1/4	6	12	576
400-230-09280	3 x 1-1/2	6	12	576
400-230-09260	3 x 2	6	12	576
400-230-09240	3 x 2-1/2	5	10	480
400-230-09400	4 x 1-1/2	3	6	288
400-230-09380	4 x 2	3	6	288
400-230-09360	4 x 2-1/2	3	6	288
400-230-09340	4 x 3	3	6	288
400-230-18830	6 x 4	1	2	192

### Galvanized Crosses

PART NUMBER	SIZE (IN)	INNER	MASTER	PALLET
400-230-08260	1/4	40	240	11,520
400-230-08280	3/8	25	150	7,200
400-230-08300	1/2	30	90	4,320
400-230-08320	3/4	20	60	2,880
400-230-08340	1	15	30	1,440

PART NUMBER	SIZE (IN)	INNER	MASTER	PALLET
400-230-08360	1-1/4	10	20	960
400-230-08380	1-1/2	8	16	768
400-230-08400	2	5	10	480
400-230-18570	3	2	4	384



### Galvanized Floor Flanges

PART NUMBER	SIZE (IN)	INNER	MASTER	PALLET
400-230-09420	1/2	25	50	2,400
400-230-09440	3/4	15	45	2,160
400-230-09460	1	15	30	1,440

PART NUMBER	SIZE (IN)	INNER	MASTER	PALLET
400-230-09480	1-1/4	10	30	1,440
400-230-09500	1-1/2	8	24	1,152
400-230-09520	2	8	16	768



### Galvanized Plugs

PART NUMBER	SIZE (IN)	INNER	MASTER	PALLET
400-230-11600	1/4 SOLID	300	1,200	52,800
400-230-18700	1/4	100	1,200	86,400
400-230-18710	3/8	80	960	57,600
400-230-11640	1/2	50	600	28,800
400-230-11660	3/4	30	360	17,280
400-230-11680	1	20	240	11,520
400-230-11700	1-1/4	40	120	5,760

PART NUMBER	SIZE (IN)	INNER	MASTER	PALLET
400-230-11720	1-1/2	30	90	4,320
400-230-11740	2	20	60	2,880
400-230-11760	2-1/2	16	32	1,536
400-230-11780	3	16	32	1,536
400-230-11800	4	6	12	576
400-230-11820	6	3	6	288



### Galvanized Tees

PART NUMBER	SIZE (IN)	INNER	MASTER	PALLET
400-230-06280	1/8	120	480	23,040
400-230-06300	1/4	75	300	14,400
400-230-06320	3/8	45	180	8,640
400-230-06340	1/2	40	120	5,760
400-230-06360	3/4	35	70	3,360
400-230-06380	1	20	40	1,920
400-230-06400	1-1/4	14	28	1,344

PART NUMBER	SIZE (IN)	INNER	MASTER	PALLET
400-230-06420	1-1/2	12	24	1,152
400-230-06440	2	8	16	768
400-230-06460	2-1/2	4	8	384
400-230-06480	3	—	6	288
400-230-06500	4	—	2	96
400-230-19280	5	2	2	96
400-230-06520	6	—	1	48



### Galvanized Tees - Bull Head

PART NUMBER	SIZE (IN)	INNER / MASTER / PALLET
400-230-06680	1/2 x 1/2 x 3/4	30 120 5,760
400-230-06920	1/2 x 1/2 x 1	25 100 4,800
400-230-06900	3/4 x 3/4 x 1	20 80 3,840
400-230-07200	1 x 1 x 1-1/4	11 44 2,112
400-230-07540	1 x 1 x 1-1/2	9 36 1,728
400-230-07920	1 x 1 x 2	30 60 2,880

PART NUMBER	SIZE (IN)	INNER / MASTER / PALLET
400-230-07520	1-1/4 x 1-1/4 x 1-1/2	12 24 1,152
400-230-07900	1-1/4 x 1-1/4 x 2	8 32 1,536
400-230-07320	1-1/2 x 1-1/4 x 2	8 16 768
400-230-07880	1-1/2 x 1-1/2 x 2	8 16 768
400-230-08040	2 x 2 x 2-1/2	6 12 576



**Galvanized Tees - Reducing**



PART NUMBER	SIZE (IN)	INNER / MASTER / PALLET		
400-230-19410	1/2 x 1/4 x 1/2	25	100	4,800
400-230-06560	1/2 x 1/2 x 1/4	40	160	7,680
400-230-06540	1/2 x 1/2 x 3/8	40	160	7,680
400-230-06660	3/4 x 1/2 x 1/2	25	100	4,800
400-230-06640	3/4 x 1/2 x 3/4	20	80	3,840
400-230-06620	3/4 x 3/4 x 1/4	25	100	4,800
400-230-06600	3/4 x 3/4 x 3/8	25	100	4,800
400-230-06580	3/4 x 3/4 x 1/2	20	80	3,840
400-230-06880	1 x 1/4 x 1	45	90	4,320
400-230-06860	1 x 1/2 x 1/2	20	80	3,840
400-230-06840	1 x 1/2 x 3/4	20	80	3,840
400-230-06820	1 x 1/2 x 1	15	60	2,880
400-230-06800	1 x 3/4 x 1/2	20	80	3,840
400-230-06780	1 x 3/4 x 3/4	15	60	2,880
400-230-06760	1 x 3/4 x 1	15	60	2,880
400-230-06740	1 x 1 x 3/8	15	60	2,880
400-230-06720	1 x 1 x 1/2	15	60	2,880
400-230-06700	1 x 1 x 3/4	12	48	2,304
400-230-07180	1-1/4 x 1/2 x 1	20	40	1,920
400-230-07160	1-1/4 x 1/2 x 1-1/4	20	40	1,920
400-230-07140	1-1/4 x 3/4 x 3/4	10	40	1,920
400-230-07120	1-1/4 x 3/4 x 1	10	40	1,920
400-230-07100	1-1/4 x 3/4 x 1-1/4	10	40	1,920
400-230-07080	1-1/4 x 1 x 1/2	20	40	1,920
400-230-07060	1-1/4 x 1 x 3/4	20	40	1,920
400-230-07040	1-1/4 x 1 x 1	20	40	1,920
400-230-07020	1-1/4 x 1 x 1-1/4	15	30	1,440
400-230-07000	1-1/4 x 1-1/4 x 3/8	20	40	1,920
400-230-06980	1-1/4 x 1-1/4 x 1/2	20	40	1,920
400-230-06960	1-1/4 x 1-1/4 x 3/4	20	40	1,920
400-230-06940	1-1/4 x 1-1/4 x 1	20	40	1,920
400-230-07500	1-1/2 x 1/2 x 1-1/2	12	24	1,152
400-230-07480	1-1/2 x 3/4 x 3/4	15	30	1,440
400-230-07460	1-1/2 x 3/4 x 1-1/2	12	24	1,152
400-230-07440	1-1/2 x 1 x 1	15	30	1,440
400-230-07420	1-1/2 x 1 x 1-1/4	12	24	1,152
400-230-07400	1-1/2 x 1 x 1-1/2	12	24	1,152
400-230-07390	1-1/2 x 1-1/4 x 1/2	12	24	1,152
400-230-07380	1-1/2 x 1-1/4 x 3/4	12	24	1,152
400-230-07360	1-1/2 x 1-1/4 x 1	12	24	1,152
400-230-07340	1-1/2 x 1-1/4 x 1-1/4	12	24	1,152

PART NUMBER	SIZE (IN)	INNER / MASTER / PALLET		
400-230-07300	1-1/2 x 1-1/4 x 1-1/2	12	24	1,152
400-230-07280	1-1/2 x 1-1/2 x 1/2	18	36	1,728
400-230-07260	1-1/2 x 1-1/2 x 3/4	15	30	1,440
400-230-07240	1-1/2 x 1-1/2 x 1	10	30	1,440
400-230-07220	1-1/2 x 1-1/2 x 1-1/4	12	24	1,152
400-230-07860	2 x 1/2 x 2	8	16	768
400-230-07840	2 x 3/4 x 2	8	16	768
400-230-07820	2 x 1 x 1	12	24	1,152
400-230-07800	2 x 1 x 2	8	16	768
400-230-07780	2 x 1-1/4 x 1-1/4	8	16	768
400-230-07760	2 x 1-1/4 x 1-1/2	8	16	768
400-230-07740	2 x 1-1/4 x 2	8	16	768
400-230-07700	2 x 1-1/2 x 1	10	20	960
400-230-07680	2 x 1-1/2 x 1-1/4	8	16	768
400-230-07660	2 x 1-1/2 x 1-1/2	8	16	768
400-230-07720	2 x 1-1/2 x 2	8	16	768
400-230-07640	2 x 2 x 1/2	10	20	960
400-230-07620	2 x 2 x 3/4	10	20	960
400-230-07600	2 x 2 x 1	10	20	960
400-230-07580	2 x 2 x 1-1/4	8	16	768
400-230-07560	2 x 2 x 1-1/2	8	16	768
400-230-19220	2-1/2 x 1-1/2 x 2-1/2	5	10	480
400-230-19230	2-1/2 x 2 x 2	5	10	480
400-230-19450	2-1/2 x 2 x 2-1/2	5	10	480
400-230-08020	2-1/2 x 2-1/2 x 3/4	6	12	576
400-230-08000	2-1/2 x 2-1/2 x 1	5	10	480
400-230-07980	2-1/2 x 2-1/2 x 1-1/4	5	10	480
400-230-07960	2-1/2 x 2-1/2 x 1-1/2	5	10	480
400-230-07940	2-1/2 x 2-1/2 x 2	4	8	384
400-230-08180	3 x 2 x 2	5	10	480
400-230-08160	3 x 3 x 3/4	3	9	432
400-230-08140	3 x 3 x 1	3	6	288
400-230-08120	3 x 3 x 1-1/4	3	6	288
400-230-08100	3 x 3 x 1-1/2	3	6	288
400-230-08080	3 x 3 x 2	3	6	288
400-230-08060	3 x 3 x 2-1/2	3	6	288
400-230-19480	4 x 1	2	4	192
400-230-08240	4 x 4 x 2	3	3	144
400-230-08220	4 x 4 x 2-1/2	3	3	144
400-230-08200	4 x 4 x 3	2	2	96

**Galvanized Unions**

PART NUMBER	SIZE (IN)	INNER	MASTER	PALLET
400-230-09760	1/8	60	240	11,520
400-230-09780	1/4	20	240	11,520
400-230-09800	3/8	40	160	7,680
400-230-09820	1/2	50	100	4,800
400-230-09840	3/4	35	70	3,360
400-230-09860	1	20	40	1,920

PART NUMBER	SIZE (IN)	INNER	MASTER	PALLET
400-230-09880	1-1/4	15	30	1,440
400-230-09900	1-1/2	10	20	960
400-230-09920	2	6	12	576
400-230-09940	2-1/2	4	8	384
400-230-09960	3	4	8	384
400-230-19290	4	2	4	192



**FITTINGS**  
STEEL MERCHANT COUPLINGS

**Steel Merchant Couplings - Black**

PART NUMBER	SIZE (IN)	INNER	MASTER
400-275-00320	1/8	—	—
400-275-00340	1/4	—	—
400-275-00360	3/8	—	—
400-275-00380	1/2	50	200
400-275-00400	3/4	50	200
400-275-00420	1	30	120
400-275-00440	1-1/4	20	80
400-275-00460	1-1/2	20	80

PART NUMBER	SIZE (IN)	INNER	MASTER
400-275-00480	2	10	40
400-275-00500	2-1/2	—	30
400-275-00520	3	—	15
400-275-00540	3-1/2	—	—
400-275-00560	4	—	10
400-275-00580	5	—	—
400-275-00600	6	—	—



**Steel Merchant Couplings - Galvanized**

PART NUMBER	SIZE (IN)	INNER	MASTER
400-275-01260	1/8	—	—
400-275-01320	1/2	50	200
400-275-01340	3/4	50	200
400-275-01360	1	30	120
400-275-01380	1-1/4	20	80
400-275-01400	1-1/2	20	80
400-275-01420	2	10	40

PART NUMBER	SIZE (IN)	INNER	MASTER
400-275-01440	2-1/2	—	30
400-275-01460	3	—	15
400-275-01480	3-1/2	—	—
400-275-01500	4	—	10
400-275-01520	5	—	—
400-275-01540	6	—	—
400-275-01550	8	—	—





**Slip-On Flanges - Flat Face**



PART NUMBER	SIZE (IN)	PALLET
400-325-11300	2	400
400-325-11320	2-1/2	300
400-325-11340	3	250
400-325-11360	4	150
400-325-11380	5	125
400-325-11400	6	100
400-325-11420	8	70

PART NUMBER	SIZE (IN)	PALLET
400-325-11440	10	50
400-325-11460	12	35
400-325-11480	14	20
400-325-11500	16	15
400-325-11520	18	15
400-325-11540	20	10
400-325-11560	24	10

**Slip-On Flanges - Raised Face**




PART NUMBER	SIZE (IN)	PALLET
400-325-11020	2	400
400-325-11040	2-1/2	300
400-325-11060	3	250
400-325-11080	4	150
400-325-11100	5	125
400-325-11120	6	100
400-325-11140	8	70

PART NUMBER	SIZE (IN)	PALLET
400-325-11160	10	50
400-325-11180	12	35
400-325-11200	14	20
400-325-11220	16	15
400-325-11240	18	15
400-325-11260	20	10
400-325-11280	24	10

**Red Rubber 1/8" Full Faced Flange Packs - 150#**


PART NUMBER	SIZE (IN)	MASTER	PALLET
100-275-00200	2	10	750
100-275-00220	2-1/2	10	600
100-275-00240	3	10	500
100-275-00260	4	10	400
100-275-00270	5	6	288
100-275-00280	6	6	216
100-275-00300	8	6	216
100-275-00320	10	5	80
100-275-00340	12	5	80

PART NUMBER	SIZE (IN)	MASTER	PALLET
100-275-00350	14	1	75
100-275-00360	16	1	60
100-275-00365	18	1	48
100-275-00366	20	1	36
100-275-00367	24	1	27
100-275-00368	30	1	—
100-275-00369	36	1	—
100-275-00371	42	1	—
100-275-00372	48	1	—



**Red Rubber 1/8" Full Faced Flange Packs - 300#**

PART NUMBER	SIZE (IN)	MASTER	PALLET
100-275-00370	4	10	400
100-275-00375	6	6	216
100-275-00390	8	6	216



**Red Rubber 1/8" Ring Flange Packs - 150#**

PART NUMBER	SIZE (IN)	INNER	MASTER	PALLET
100-275-00010	1-1/4	24	64	1,536
100-275-00015	1-1/2	24	64	1,536
100-275-00020	2	—	10	1,050
100-275-00040	2-1/2	—	10	900
100-275-00060	3	—	10	900
100-275-00080	4	—	10	600

PART NUMBER	SIZE (IN)	INNER	MASTER	PALLET
100-275-00100	5	—	6	288
100-275-00120	6	—	6	288
100-275-00140	8	—	6	270
100-275-00160	10	—	5	120
100-275-00180	12	—	5	100



**Red Rubber 1/8" Ring Flange Packs - 300#**

PART NUMBER	SIZE (IN)	MASTER	PALLET
100-300-00870	2	10	750
100-300-00890	2-1/2	10	600
100-300-00910	3	10	500
100-300-00930	4	10	400
100-300-00950	5	6	288

PART NUMBER	SIZE (IN)	MASTER	PALLET
100-300-00970	6	6	216
100-300-00990	8	6	216
100-300-01010	10	5	80
100-300-01030	12	5	80



**Red Rubber - 1/8" Ring Flange Packs - Fully Threaded**

PART NUMBER	SIZE (IN)	MASTER	PALLET
100-275-01600	4	10	600
100-275-01620	6	6	288
100-275-01640	8	6	270
100-275-01680	10	5	120





**Nut & Bolt Kits - Zinc**



PART NUMBER	SIZE (IN)	MASTER	PALLET
100-275-01130	2-3	30	1,440
100-275-01140	4	16	576

PART NUMBER	SIZE (IN)	MASTER	PALLET
100-275-01150	5-8	8	384
100-275-01180	10-12	4	180

**FLANGE PACKS & GASKETS**  
**RED RUBBER GASKET ONLY**

**Red Rubber Gaskets - 1/8" Full Faced 150#**



PART NUMBER	SIZE (IN)	MASTER	PALLET
100-300-00790	2	250	9,000
100-300-00220	2-1/2	200	7,200
100-300-00240	3	200	4,800
100-300-00260	4	140	4,480
100-300-00866	5	120	3,840
100-300-00280	6	120	3,840
100-300-00810	8	80	2,880
100-300-00300	10	60	1,200
100-300-00830	12	40	960

PART NUMBER	SIZE (IN)	MASTER	PALLET
100-300-01220	14	30	1,080
100-300-00850	16	30	270
100-300-01225	18	25	250
100-300-01230	20	20	720
100-300-01235	24	15	540
100-300-01240	30	10	300
100-300-01245	36	8	216
100-300-01250	42	6	162
100-300-01255	48	5	150

**Red Rubber Gaskets - 1/8" Full Faced 300#**



PART NUMBER	SIZE (IN)	MASTER	PALLET
100-300-00857	2	200	9,000
100-300-00858	2-1/2	160	5,760
100-300-00859	3	160	5,760
100-300-00860	4	80	3,840
100-300-00867	5	80	2,880

PART NUMBER	SIZE (IN)	MASTER	PALLET
100-300-00862	6	80	2,160
100-300-00863	8	50	1,500
100-300-00864	10	45	1,080
100-300-00865	12	30	840

**Red Rubber Gaskets - 1/8" Rings 150#**

PART NUMBER	SIZE (IN)	MASTER	PALLET
100-300-00012	1-1/4	960	34,560
100-300-00020	2	500	18,000
100-300-00040	2-1/2	400	19,200
100-300-00060	3	400	12,800
100-300-00100	4	250	9,000
100-300-00120	5	200	4,000
100-300-00140	6	200	4,000
100-300-00160	8	150	3,600

PART NUMBER	SIZE (IN)	MASTER	PALLET
100-300-00180	10	100	2,700
100-300-00200	12	60	1,200
100-300-01265	14	60	1,200
100-300-01270	16	50	1,000
100-300-01275	18	50	1,000
100-300-01280	20	40	1,440
100-300-01285	24	30	1,080
100-300-01290	36	15	405



**Red Rubber Gaskets - 1/8" Rings 300#**

PART NUMBER	SIZE (IN)	MASTER	PALLET
100-300-00610	2	450	20,250
100-300-00630	2-1/2	320	11,520
100-300-00650	3	320	8,640
100-300-00670	4	200	6,000
100-300-00690	5	180	4,320

PART NUMBER	SIZE (IN)	MASTER	PALLET
100-300-00710	6	80	3,840
100-300-00730	8	80	2,160
100-300-00750	10	80	2,160
100-300-00770	12	70	840



### All Thread Rod - 304 SS



PART NUMBER	SIZE (IN X FT)	INNER	MASTER	PALLET
500-650-10160	3/8 x 12	300	7,500	7,500
500-650-10130	1/2 x 6	72	1,800	1,800
500-650-10170	5/8 x 6	48	1,200	1,200
500-650-10180	5/8 x 12	96	2,400	2,400
500-650-10140	3/4 x 6	30	750	750
500-650-10150	3/4 x 12	60	1,500	1,500

PART NUMBER	SIZE (IN X FT)	INNER	MASTER	PALLET
500-650-10190	7/8 x 12	48	1,200	1,200
500-650-10200	1 x 6	18	450	450
500-650-10230	1-1/8 x 6	6	150	150
500-650-10220	1-1/4 x 12	12	300	300
500-650-10210	1-1/2 x 12	12	300	300

### All Thread Rod - 316 SS



PART NUMBER	SIZE (IN X FT)	INNER	MASTER	PALLET
500-650-10240	1/2 x 6	72	1,800	1,800
500-650-10250	1/2 x 12	144	3,600	3,600
500-650-10280	5/8 x 10	80	2,000	2,000
500-650-10290	5/8 x 12	96	2,400	2,400

PART NUMBER	SIZE (IN X FT)	INNER	MASTER	PALLET
500-650-10260	3/4 x 10	50	1,250	1,250
500-650-10270	3/4 x 12	60	1,500	1,500
500-650-10300	7/8 x 12	48	1,200	1,200

### All Thread Rod - Black



PART NUMBER	SIZE (IN X FT)	INNER	MASTER	PALLET
500-650-00020	3/8 x 6	150	3,750	3,750
500-650-00040	3/8 x 10	250	6,250	6,250
500-650-00060	1/2 x 6	72	1,800	1,800

PART NUMBER	SIZE (IN X FT)	INNER	MASTER	PALLET
500-650-00080	5/8 x 6	48	1,200	1,200
500-650-00100	3/4 x 6	30	750	750
500-650-00120	7/8 x 6	24	600	600

### All Thread Rod - CAD



PART NUMBER	SIZE (IN X FT)	INNER	MASTER	PALLET
500-650-00140	3/8 x 6	150	3,750	3,750
500-650-00180	3/8 x 10	250	6,250	6,250
500-650-00190	3/8 x 12	300	7,500	7,500
500-650-00160	1/2 x 6	72	1,800	1,800
500-650-00200	1/2 x 10	120	3,000	3,000
500-650-00170	5/8 x 6	48	1,200	1,200
500-650-10000	5/8 x 10	80	2,000	2,000

PART NUMBER	SIZE (IN X FT)	INNER	MASTER	PALLET
500-650-10020	5/8 x 12	96	2,400	2,400
500-650-00175	3/4 x 6	30	750	750
500-650-10060	3/4 x 10	50	1,250	1,250
500-650-10070	3/4 x 12	60	1,500	1,500
500-650-10030	7/8 x 10	40	1,000	1,000
500-650-10040	7/8 x 12	48	1,200	1,200
500-650-10080	1 x 6	18	450	450

### All Thread Rod - CAD Studs



PART NUMBER	SIZE (IN)	INNER	MASTER	PALLET
500-675-00020	3/8 x 1	500	2,000	72,000
500-675-00040	3/8 x 2	250	1,000	36,000
500-675-00060	3/8 x 3	160	640	23,040
500-675-00080	3/8 x 4	125	500	18,000
500-675-00100	3/8 x 5	100	400	14,400
500-675-00120	3/8 x 6	80	320	11,520
500-675-00140	3/8 x 7	70	280	10,080

PART NUMBER	SIZE (IN)	INNER	MASTER	PALLET
500-675-00160	3/8 x 8	60	240	8,640
500-675-00180	3/8 x 9	55	220	7,920
500-675-00200	3/8 x 10	50	200	7,200
500-675-00220	3/8 x 11	45	180	6,480
500-675-00240	3/8 x 12	40	160	5,760
500-675-00260	3/8 x 13	35	140	5,040
500-675-00280	3/8 x 14	30	120	4,320

Continued on Next Page

**All Thread Rod - CAD Studs** *Continued*

PART NUMBER	SIZE (IN)	INNER	MASTER	PALLET	PART NUMBER	SIZE (IN)	INNER	MASTER	PALLET
500-675-00320	3/8 x 15	30	120	4,320	500-675-00540	3/8 x 29	15	60	2,160
500-675-00340	3/8 x 16	30	120	4,320	500-675-00560	3/8 x 30	15	60	2,160
500-675-00360	3/8 x 17	25	100	3,600	500-675-00580	3/8 x 31	15	60	2,160
500-675-00380	3/8 x 18	25	100	3,600	500-675-00600	3/8 x 32	15	60	2,160
500-675-00420	3/8 x 20	25	100	3,600	500-675-00620	3/8 x 33	15	60	2,160
500-675-00440	3/8 x 21	20	80	2,880	500-675-00640	3/8 x 34	14	56	2,016
500-675-00460	3/8 x 23	20	80	2,880	500-675-00660	3/8 x 35	14	56	2,016
500-675-00480	3/8 x 26	15	60	2,160	500-650-00171	5/8 x 8	—	8	1,600
500-675-00500	3/8 x 27	15	60	2,160	500-600-01357	5/8 x 9	—	45	—
500-675-00520	3/8 x 28	15	60	2,160					



**HANGERS & FASTENERS**  
CPVC HANGERS

**CPVC Hangers - 1-Hole**

PART NUMBER	SIZE (IN)	MASTER	PALLET
500-300-00225	3/4	100	6,400
500-300-00245	1	100	6,400
500-300-00265	1-1/4	100	4,800
500-300-00285	1-1/2	100	4,800
500-300-00305	2	100	3,200



**CPVC Hangers - 2 Hole**

PART NUMBER	SIZE (IN)	MASTER	PALLET
500-300-00325	3/4	100	9,600
500-300-00345	1	100	9,600
500-300-00365	1-1/4	100	6,400
500-300-00385	1-1/2	100	6,400
500-300-00405	2	100	3,200



**CPVC Hangers - Double Offset & Restrainer**

PART NUMBER	SIZE (IN)	MASTER	PALLET
500-300-00740	3/4	100	12,800
500-300-00760	1	100	12,800



**CPVC Hangers - Side Mount**

PART NUMBER	SIZE (IN)	MASTER	PALLET
500-300-00525	3/4	100	6,400
500-300-00545	1	100	6,400
500-300-00565	1-1/4	100	4,800
500-300-00585	1-1/2	100	4,800
500-300-00605	2	100	4,800





**CPVC Hangers - Stand Off**



PART NUMBER	SIZE (IN)	MASTER	PALLET
500-300-00425	3/4	100	6,400
500-300-00445	1	100	4,800
500-300-00465	1-1/4	100	4,800
500-300-00485	1-1/2	100	4,800
500-300-00505	2	100	3,200

**CPVC Hangers - Stand Off & Restrainer**



PART NUMBER	SIZE (IN)	MASTER	PALLET
500-300-00640	3/4	100	7,200
500-300-00660	1	100	7,200
500-300-00680	1-1/4	100	5,400
500-300-00700	1-1/2	100	5,400
500-300-00720	2	100	3,600

**CPVC Replacement Screw**



PART NUMBER	DESC	INNER	MASTER	PALLET
500-300-00620	CPVC Replacement Screw - #10 x 1"	100	4,500	288,000

HANGERS & FASTENERS  
HANGER FASTENERS

**Coach Screws**



PART NUMBER	SIZE (IN)	INNER	MASTER	PALLET
500-550-00160	3/8 x 0-4	100	400	14,400
500-550-00180	3/8 x 0-6	50	400	14,400
500-550-00200	3/8 x 0-8	75	300	10,800

PART NUMBER	SIZE (IN)	INNER	MASTER	PALLET
500-550-00220	3/8 x 0-10	45	180	6,516
500-550-00240	1/4 x 0-4	75	300	10,800
500-550-00140	1/2 x 6	45	180	6,480

**Double Expansion Shields**



PART NUMBER	SIZE (IN)	INNER	MASTER	PALLET
500-450-00060	3/8	—	50	24,000
500-450-00080	1/2	30	300	9,000

**Drop in Anchors**



PART NUMBER	SIZE (IN)	INNER	MASTER	PALLET
500-450-00020	3/8	50	500	10,000
500-450-00040	1/2	50	400	10,000
500-450-00050	3/4	—	25	10,000

### Drop in Anchors - Short

PART NUMBER	SIZE (IN)	INNER	MASTER	PALLET
500-450-00010	3/8	100	1,000	10,000
500-450-00015	1/2	50	500	10,000



### Drop in Anchors - Set Tools

PART NUMBER	SIZE (IN)	MASTER
100-525-01300	3/8	1
100-525-01320	1/2	1



### Fender Washers

PART NUMBER	SIZE (IN)	INNER	MASTER	PALLET
500-600-00980	3/8	100	2,000	72,000
500-600-00985	3/8 x 2	50	900	32,400

PART NUMBER	SIZE (IN)	INNER	MASTER	PALLET
500-600-01010	1/2	50	1,000	36,000



### Hex Bolts - Grade 2 Zinc

PART NUMBER	SIZE (IN)	INNER	MASTER	PALLET
500-600-00336	1/2 x 0-2	75	300	10,800
500-600-00335	1/2 x 0-1	50	400	14,400
500-600-00337	1/2 x 0-4	50	200	7,200
500-600-00339	1/2 x 0-5	50	200	5,400
500-600-00340	5/8 x 0-2	50	200	7,200
500-600-00360	5/8 x 0-3	—	125	4,500
500-600-00380	5/8 x 0-3-1/2	—	130	4,680
500-600-00388	5/8 x 0-3-1/2	—	70	2,520
500-600-00390	3/4 x 0-3-1/4	—	100	36,000
500-600-00400	3/4 x 0-3-1/2	—	75	2,700
500-600-00420	3/4 x 0-3-3/4	—	75	2,700
500-600-00610	3/4 x 0-4	—	75	2,700
500-600-00440	3/4" x 0-4-1/2	—	75	2,700
500-600-00450	3/4" x 0-5-1/2	—	60	2,160
500-600-00455	3/4 x 0-6	—	55	1,980

PART NUMBER	SIZE (IN)	INNER	MASTER	PALLET
500-600-00457	3/4 x 0-7-1/2	—	45	1,620
500-600-00459	3/4 x 0-8-1/2	—	40	1,440
500-600-00389	3/4 x 0-3	50	100	3,600
500-600-00691	7/8 x 0-3-3/4	—	55	1,980
500-600-00460	7/8 x 0-4	—	50	1,800
500-600-00640	7/8 x 0-4-1/2	—	50	1,800
500-600-00480	1 x 0-4-1/2	—	35	1,260
500-600-00485	1 x 0-5	—	35	1,260
500-600-00692	1 x 0-5-1/2	—	35	1,260
500-600-00678	1-1/8 x 0-5	—	25	900
500-600-00685	1-1/8 x 0-10	—	15	540
500-600-00690	1-1/4 x 0-5-1/2	—	20	720
500-600-00693	1-1/4 x 0-6	—	20	720
500-600-00694	1-1/2 x 0-7	—	10	360
500-600-00695	1-1/2 x 0-7-1/2	—	10	360



### Hex Nuts - Grade 2 Zinc

PART NUMBER	SIZE (IN)	INNER	MASTER	PALLET
500-600-00020	3/8	100	2,000	72,000
500-600-00040	1/2	50	1,000	36,000
500-600-00060	5/8	—	500	18,000

PART NUMBER	SIZE (IN)	INNER	MASTER	PALLET
500-600-00080	3/4	—	400	14,400
500-600-00200	7/8	—	150	5,400
500-600-00220	1	—	155	5,580



**Hex Nuts - Heavy Grade 2 Zinc**



PART NUMBER	SIZE (IN)	INNER	MASTER	PALLET
500-600-00320	3/8	100	1,600	57,600
500-600-00235	1/2	100	800	28,800
500-600-00240	5/8	100	400	14,400
500-600-00260	3/4	50	200	7,200

PART NUMBER	SIZE (IN)	INNER	MASTER	PALLET
500-600-00280	7/8	—	150	5,400
500-600-00305	1-1/8	20	80	2,880
500-600-00310	1-1/4	—	60	2,160
500-600-00315	1-3/4	20	720	—

**Lag Rod Hangers**



PART NUMBER	SIZE (IN)	MASTER	PALLET
500-550-00020	3/8 x 4	100	3,600
500-550-00040	3/8 x 6	100	3,600
500-550-00060	3/8 x 8	100	3,600

PART NUMBER	SIZE (IN)	MASTER	PALLET
500-550-00080	3/8 x 10	100	3,600
500-550-00100	3/8 x 12	100	3,600
500-550-00120	1/2 x 4	100	3,600

**Lag Bolts - Black**



PART NUMBER	SIZE (IN)	INNER	MASTER	PALLET
500-600-00720	3/8 x 0-2-1/2	80	640	23,040
500-600-00760	1/2 x 0-2-1/2	75	300	10,800

**Lag Bolts - Zinc**



PART NUMBER	SIZE (IN)	INNER	MASTER	PALLET
500-600-00698	1/4 x 0-1-1/2	100	200	72,000
500-600-00699	1/4 x 0-2	100	1,600	57,600
500-600-00800	3/8 x 0-2	100	800	28,800
500-600-00820	3/8 x 0-2-1/2	80	640	23,040

PART NUMBER	SIZE (IN)	INNER	MASTER	PALLET
500-600-00840	3/8 x 0-3	125	500	18,000
500-600-00860	1/2 x 2-1/2	75	300	10,800
500-600-00880	1/2 x 0-3	—	125	4,500

**Nail Plates - 16 Gauge**



PART NUMBER	SIZE (IN)	MASTER
500-325-00010	1-1/2 x 3	100
500-325-00020	1-1/2 x 4	100
500-325-00030	1-1/2 x 5	100
500-325-00040	1-1/2 x 6	100
500-325-00050	2 x 5	100

PART NUMBER	SIZE (IN)	MASTER
500-325-00060	3 x 5	100
500-325-00070	3 x 6	100
500-325-00080	5 x 5	50
500-325-00090	5 x 6	50
500-325-00100	5 x 8	50

**Rod Couplings**

PART NUMBER	SIZE (IN)	INNER	MASTER	PALLET
500-500-00100	3/8 x 1-1/8	25	750	27,000
500-500-00120	3/8 x 1-3/4	25	500	18,000
500-500-00040	1/2 x 1-1/2	40	320	7,920
500-500-00140	1/2 x 1-3/4	40	320	10,800
500-500-00160	5/8 x 2-1/8	40	160	5,400
500-500-00200	3/4 x 5/8	25	125	4,500
500-500-00180	3/4 x 2-1/4	25	100	3,600



**Toggle Wings**

PART NUMBER	SIZE (IN)	INNER	MASTER
500-500-00220	3/8	50	500



**Washers - Zinc**

PART NUMBER	SIZE (IN)	INNER	MASTER	PALLET
500-600-00960	3/8	100	2,000	72,000
500-600-01000	1/2	50	1,000	36,000
500-600-01020	5/8	25	500	18,000
500-600-01040	3/4	25	500	18,000
500-600-01200	7/8	15	300	10,800



**HANGERS & FASTENERS**  
HANGER SUPPORTS

**Beam Clamps - Universal - Black**

PART NUMBER	SIZE (IN)	MASTER	PALLET
500-400-00010	3/8	50	8,000
500-400-00060	1/2	50	6,000



**Beam Clamps - Universal - Galvanized**

PART NUMBER	SIZE (IN)	MASTER	PALLET
500-400-00040	3/8	50	8,000
500-400-00070	1/2	50	6,000





**Beam Clamps - Wide Mouth - Black**



PART NUMBER	SIZE (IN)	INNER	MASTER	PALLET
500-400-00100	3/8	—	50	5,000
500-400-00140	1/2	100	200	6,000

**Beam Clamps - Wide Mouth - Galvanized**



PART NUMBER	SIZE (IN)	MASTER	PALLET
500-400-00025	3/8	50	10,000

**Ceiling Flange Hangers**



PART NUMBER	SIZE (IN)	MASTER	PALLET
500-400-00260	3/8	50	8,000
500-400-00280	1/2	50	6,000

**Purlin Clamps**



PART NUMBER	SIZE (IN)	MASTER	PALLET
500-400-00200	3/8	50	8,000

**Retaining Straps - 3/8"**



PART NUMBER	SIZE (IN)	MASTER	PALLET
500-800-00220	6	100	—
500-800-00225	8	250	17,500
500-800-00230	10	250	13,000
500-800-00235	12	100	12,000
500-800-00240	14	100	10,000
500-800-00245	16	100	—
500-800-00250	18	100	—
500-800-00255	20	100	—
500-800-00260	22	100	—
500-800-00265	24	100	—

### Retaining Straps - 1/2"

PART NUMBER	SIZE (IN)	MASTER	PALLET
500-800-00270	6	100	—
500-800-00275	8	100	—
500-800-00285	12	100	—
500-800-00290	14	100	—
500-800-00295	16	100	—
500-800-00305	20	100	—
500-800-00310	22	100	—
500-800-00315	24	100	—



### Retaining Straps - 5/8"

PART NUMBER	SIZE (IN)	MASTER	PALLET
500-800-00320	6	50	—
500-800-00325	8	50	—
500-800-00330	10	50	—
500-800-00335	12	50	—
500-800-00340	14	50	—
500-800-00345	16	50	—
500-800-00350	18	50	—
500-800-00355	20	50	—
500-800-00360	22	50	—
500-800-00365	24	50	—



### Retaining Straps - 3/4"

PART NUMBER	SIZE (IN)	MASTER	PALLET
500-800-00370	6	50	—
500-800-00375	8	50	—
500-800-00380	10	50	—
500-800-00385	12	50	—
500-800-00390	14	50	—
500-800-00395	16	50	—
500-800-00400	18	50	—
500-800-00405	20	50	—
500-800-00410	22	50	—
500-800-00415	24	50	—





### Retaining Straps - Retrofit 3/8" & 1/2"



PART NUMBER	SIZE (IN)	MASTER	PALLET
500-800-00120	6	250	—
500-800-00125	8	250	—
500-800-00130	10	250	—
500-800-00135	12	250	—
500-800-00140	14	100	—
500-800-00145	16	100	—
500-800-00150	18	100	—
500-800-00155	20	100	—
500-800-00160	22	100	—
500-800-00165	24	100	—

### Side Beam Brackets



PART NUMBER	SIZE (IN)	MASTER	PALLET
500-400-00220	3/8	50	8,000
500-400-00240	1/2	50	6,000

### Surge Restrainers



PART NUMBER	DESC	MASTER	PALLET
500-800-00500	Surge Restraîner	200	9,600

## HANGERS & FASTENERS

### SAMMY SCREWS

### Dektite Pipe Flashing



PART NUMBER	DESC	MASTER
500-850-01700	Gray Dektite 1/4 - 2	10
500-850-01720	Gray Dektite 1-3/4 - 3-1/4	10

### Sammy Screw Tools



PART NUMBER	DESC	INNER	MASTER
500-850-02630	Express Pole Tool Kit - XPKIT	25	125
500-850-02240	Nut Driver - Black #14 - Vertical	25	125
500-850-02280	Nut Driver - Orange SH#14 - Swivel	—	1
500-850-02260	Nut Driver - Red SW#14 - Sidewinder	25	125
500-850-02320	Universal X-Press 25-64 Drill Bit - XPDB	—	1
500-850-02300	Universal X-Press Install Tool - UXPIT	—	1

### Sammy Screws - Anchors

PART NUMBER	DESC	INNER	MASTER
500-850-00480	3" Drywall Toggle 3/8" Rod - SST30	25	125



### Sammy Screws - Concrete - Horizontal

PART NUMBER	DESC	INNER	MASTER
500-850-00460	1-3/4" for 3/8" Rod - SWC 20	25	125



### Sammy Screws - Concrete & Wood - Swivel

PART NUMBER	DESC	INNER	MASTER
500-850-01340	1-3/4" for 3/8" Rod - SH-GST/CST 20	25	125



### Sammy Screws - Concrete - Vertical

PART NUMBER	DESC	INNER	MASTER
500-850-00440	1-3/4" for 3/8" Rod - CST 20	25	125
500-850-01230	2-1/2" for 3/8" Rod - CCST 516	25	125




### Sammy Screws - Steel - Horizontal

PART NUMBER	DESC	INNER	MASTER
500-850-00240	1" w/nut for 3/8" Rod - SWDR 1	25	125
500-850-00420	1" w/nut for 3/8" Rod - SWD 10	25	125
500-850-00360	1-1/4" w/nut for 3/8" Rod - SWDR 516	25	125
500-850-01140	2" for 3/8" Rod - SWD 20	25	125



### Sammy Screws - Steel - Swivel

PART NUMBER	DESC	INNER	MASTER
500-850-00380	1" for 3/8" Rod - SH-DSTR 1	25	125
500-850-00500	1-5/8" for 3/8" Rod - SH-TEK 50	25	125



### Sammy Screws - Steel - Vertical

PART NUMBER	DESC	INNER	MASTER
500-850-00300	1" for 3/8" Rod - DST 100	25	125
500-850-00220	1" w/nut for 3/8" Rod - DSTR 1	25	125
500-850-00320	1-1/4" for 3/8" Rod - DST 516	25	125
500-850-00260	1-1/4" w/nut for 3/8" Rod - DSTR 516	25	125
500-850-00980	1-1/2" w/nut for 3/8" Rod - DSTR 1-1/2	25	125
500-850-00200	1-1/2" for 3/8" Rod - TEK 50	25	125
500-850-00280	2" for 3/8" Rod - DST 20	25	125
500-850-01060	3" for 3/8" Rod - DST 30	25	125





**Sammy Screws - Wood - Horizontal**



PART NUMBER	DESC	INNER	MASTER
500-850-00180	1" for 3/8" Rod - SWG 10	25	125
500-850-00080	2" for 3/8" Rod - SWG 20	25	125
500-850-00040	2-1/2" for 3/8" Rod - SWG 25-380	25	125
500-850-00060	3" for 3/8" Rod - SWG 30	25	125

**Sammy Screws - Wood - Swivel**



PART NUMBER	DESC	INNER	MASTER
500-850-01300	2" for 3/8" Rod - SH-GST 20	25	125

**Sammy Screws - Wood - Vertical**



PART NUMBER	DESC	INNER	MASTER
500-850-00160	1" for 3/8" Rod - GST 10	25	125
500-850-00020	2" for 3/8" Rod - GST 20	25	125
500-850-00140	2" for 1/2" Rod - GST 2	25	125
500-850-00100	2-1/2" for 3/8" Rod - GST 25-380	25	125
500-850-00120	3" for 3/8" Rod - GST 30	25	125

**Sammy X-Press**



PART NUMBER	DESC	INNER	MASTER
500-850-00560	Metal Deck for 3/8" Rod Swivel - SXP 20	25	125
500-850-00520	Metal Deck for 3/8" Rod Vertical - XP 20	25	125
500-850-01480	Purlin for 3/8" Rod Horizontal - SWXP 35	25	125
500-850-00540	Purlin for 3/8" Rod Swivel - SXP 35	25	125
500-850-01400	Purlin for 3/8" Rod Vertical - XP 35	25	125

HANGERS & FASTENERS  
STEEL HANGERS

**Clevis Hangers - Galvanized**



PART NUMBER	SIZE (IN)	MASTER	PALLET
500-250-00020	1/2	50	2,400
500-250-00040	3/4	50	2,400
500-250-00060	1	50	2,400
500-250-00080	1-1/4	40	1,920
500-250-00100	1-1/2	40	1,920
500-250-00120	2	40	1,920
500-250-00140	2-1/2	30	1,440

PART NUMBER	SIZE (IN)	MASTER	PALLET
500-250-00160	3	30	1,080
500-250-00180	4	30	1,080
500-250-00200	5	10	360
500-250-00220	6	10	360
500-250-00240	8	10	210
500-250-00260	10	5	90
500-250-00280	12	5	60

### Kindorf Clamps

PART NUMBER	SIZE (IN)	MASTER	PALLET
500-350-00200	1/2	100	6,000
500-350-00220	3/4	100	6,000
500-350-00240	1	100	6,000
500-350-00260	1-1/4	100	6,000
500-350-00280	1-1/2	50	3,000

PART NUMBER	SIZE (IN)	MASTER	PALLET
500-350-00300	2	50	3,000
500-350-00320	2-1/2	50	3,000
500-350-00340	3	50	3,000
500-350-00360	4	25	1,500
500-350-00380	6	25	1,500



### Ring Hangers - Captured

PART NUMBER	SIZE (IN)	MASTER	PALLET
500-100-00045	1 CPVC APPROVED	100	6,400
500-100-00065	1-1/4 CPVC APPROVED	100	6,400
500-100-00085	1-1/2 CPVC APPROVED	100	6,000
500-100-00105	2 CPVC APPROVED	100	6,000
500-100-00125	2-1/2	50	3,000

PART NUMBER	SIZE (IN)	MASTER	PALLET
500-100-00145	3	50	1,600
500-100-00165	4	50	1,200
500-100-00185	5	25	800
500-100-00205	6	20	640
500-100-00225	8	10	320



### Ring Hangers - Non-Captured

PART NUMBER	SIZE (IN)	MASTER	PALLET
500-100-00040	1 CPVC APPROVED	100	6,400
500-100-00060	1-1/4 CPVC APPROVED	100	6,400
500-100-00080	1-1/2 CPVC APPROVED	100	6,400
500-100-00100	2 CPVC APPROVED	100	6,000
500-100-00120	2-1/2	50	3,000

PART NUMBER	SIZE (IN)	MASTER	PALLET
500-100-00140	3	50	1,600
500-100-00160	4	50	1,200
500-100-00180	5	25	800
500-100-00200	6	20	640
500-100-00220	8	10	320



### Ring Hangers - Trapeze

PART NUMBER	SIZE (IN)	MASTER	PALLET
500-100-00540	1/2 x 2	60	3,240
500-100-00560	1/2 x 2-1/2	45	2,430

PART NUMBER	SIZE (IN)	MASTER	PALLET
500-100-00580	1/2 x 3	35	1,890
500-100-00600	1/2 x 4	40	1,440



### Riser Clamps - Black

PART NUMBER	SIZE (IN)	MASTER	PALLET
500-200-00020	1/2	50	2,400
500-200-00040	3/4	50	2,400
500-200-00060	1	50	2,400
500-200-00080	1-1/4	30	1,920
500-200-00100	1-1/2	30	1,920
500-200-00120	2	24	1,920
500-200-00140	2-1/2	35	1,680

PART NUMBER	SIZE (IN)	MASTER	PALLET
500-200-00160	3	35	1,680
500-200-00180	3-1/2	25	1,200
500-200-00200	4	25	1,200
500-200-00240	6	10	400
500-200-00260	8	8	256
500-200-00280	10	5	90
500-200-00300	12	1	50





**Riser Clamps - Galvanized**



PART NUMBER	SIZE (IN)	MASTER	PALLET
500-200-00304	1/2	50	2,400
500-200-00305	3/4	50	2,400
500-200-00310	1	50	2,400
500-200-00315	1-1/4	50	2,400
500-200-00320	1-1/2	50	2,400
500-200-00325	2	25	1,200
500-200-00330	2-1/2	25	1,200

PART NUMBER	SIZE (IN)	MASTER	PALLET
500-200-00335	3	25	1,200
500-200-00340	4	20	720
500-200-00345	5	15	540
500-200-00350	6	10	360
500-200-00355	8	5	120
500-200-00360	10	1	120
500-200-00365	12	1	100

**Split Ring Hangers - Black**



PART NUMBER	SIZE (IN)	MASTER	PALLET
500-150-00020	1/2	50	12,500
500-150-00040	3/4	50	12,500
500-150-00060	1	50	12,500
500-150-00100	1-1/4	50	8,750
500-150-00120	1-1/2	50	6,000

PART NUMBER	SIZE (IN)	MASTER	PALLET
500-150-00140	2	50	5,000
500-150-00160	2-1/2	200	4,800
500-150-00180	3	100	2,400
500-150-00200	4	100	2,400

**Split Ring Hangers - Galvanized**



PART NUMBER	SIZE (IN)	MASTER	PALLET
500-150-00080	1	50	12,500
500-150-00101	1-1/4	100	8,750

PART NUMBER	SIZE (IN)	MASTER	PALLET
500-150-00121	1-1/2	50	6,000
500-150-00145	2	50	5,000

**HANGERS & FASTENERS  
STRUT**

**Strut - Galvanized**



PART NUMBER	SIZE (IN X FT)	INNER	MASTER
500-700-00040	3/4 x 10	1	50
500-700-00020	1-1/2 x 10	1	50

**Modular Seals - Model C**

PART NUMBER	SIZE (IN)	MASTER	PALLET
525-125-00700	LV-1200-C	640	12,800
525-125-00705	LV-1275-C	540	10,800
525-125-00710	LV-1300-C	288	4,320
525-125-00715	LV-1315-C	240	3,600
525-125-00720	LV-1325-C	96	1,728
525-125-00725	LV-1340-C	165	3,960
525-125-00745	LV-1360-C	90	2,160
525-125-00730	LV-1400-C	32	1,152

PART NUMBER	SIZE (IN)	MASTER	PALLET
525-125-00735	LV-1410-C	64	1,408
525-125-00740	LV-1425-C	40	1,440
525-125-00750	LV-1475-C	56	1,344
525-125-00755	LV-1500-C	20	720
525-125-00760	LV-1525-C	20	720
525-125-00765	LV-1575-C	40	720
525-125-00770	LV-1650-C	24	360



**Modular Seals - Model S-316**

PART NUMBER	SIZE (IN)	MASTER	PALLET
525-125-00805	LV-1200-SS	640	12,800
525-125-00810	LV-1275-SS	540	10,800
525-125-00005	LV-1300-SS	288	4,320
525-125-00815	LV-1315-SS	240	3,600
525-125-00820	LV-1325-SS	96	1,728
525-125-00825	LV-1340-SS	165	3,960
525-125-00845	LV-1360-SS	90	2,160
525-125-00830	LV-1400-SS	32	1,152

PART NUMBER	SIZE (IN)	MASTER	PALLET
525-125-00835	LV-1410-SS	64	1,408
525-125-00840	LV-1425-SS	40	1,440
525-125-00850	LV-1475-SS	56	1,344
525-125-00855	LV-1500-SS	20	720
525-125-00860	LV-1525-SS	20	720
525-125-00865	LV-1575-SS	40	720
525-125-00870	LV-1615-SS	6	162
525-125-00875	LV-1650-SS	24	360



**Domestic Black Pipe Nipples**



PART NUMBER	SIZE (IN)	MASTER	PART NUMBER	SIZE (IN)	MASTER	PART NUMBER	SIZE (IN)	MASTER
550-150-00020	1/8 x CLOSE	25	550-150-01060	3/8 x 4	25	550-150-02120	3/4 x 7-1/2	25
550-150-00040	1/8 x 1-1/2	25	550-150-01080	3/8 x 4-1/2	25	550-150-02140	3/4 x 8	25
550-150-00060	1/8 x 2	25	550-150-01100	3/8 x 5	25	550-150-02160	3/4 x 8-1/2	25
550-150-00080	1/8 x 2-1/2	25	550-150-01120	3/8 x 5-1/2	25	550-150-02180	3/4 x 9	25
550-150-00100	1/8 x 3	25	550-150-01140	3/8 x 6	25	550-150-02200	3/4 x 9-1/2	25
550-150-00120	1/8 x 3-1/2	25	550-150-01180	3/8 x 7	25	550-150-02220	3/4 x 10	25
550-150-00140	1/8 x 4	25	550-150-01220	3/8 x 8	25	550-150-02240	3/4 x 10-1/2	25
550-150-00160	1/8 x 4-1/4	25	550-150-01260	3/8 x 9	25	550-150-02260	3/4 x 11	25
550-150-00180	1/8 x 5	25	550-150-01300	3/8 x 10	25	550-150-02300	3/4 x 12	25
550-150-00200	1/8 x 5-1/2	25	550-150-01340	3/8 x 11	25	550-150-02320	1 x CLOSE	25
550-150-00220	1/8 x 6	25	550-150-01380	3/8 x 12	25	550-150-02340	1 x 2	25
550-150-00260	1/8 x 7	25	550-150-01400	1/2 x CLOSE	25	550-150-02360	1 x 2-1/2	25
550-150-00280	1/8 x 7-1/2	25	550-150-01420	1/2 x 1-1/2	25	550-150-02380	1 x 3	25
550-150-00300	1/8 x 8	25	550-150-01440	1/2 x 2	25	550-150-02400	1 x 3-1/2	25
550-150-00340	1/8 x 9	25	550-150-01460	1/2 x 2-1/2	25	550-150-02420	1 x 4	25
550-150-00380	1/8 x 10	25	550-150-01480	1/2 x 3	25	550-150-02440	1 x 4-1/2	25
550-150-00420	1/8 x 11	25	550-150-01500	1/2 x 3-1/2	25	550-150-02460	1 x 5	25
550-150-00460	1/8 x 12	25	550-150-01520	1/2 x 4	25	550-150-02480	1 x 5-1/2	25
550-150-00480	1/4 x CLOSE	25	550-150-01540	1/2 x 4-1/2	25	550-150-02500	1 x 6	25
550-150-00500	1/4 x 1-1/2	25	550-150-01560	1/2 x 5	25	550-150-02520	1 x 6-1/2	25
550-150-00520	1/4 x 2	25	550-150-01580	1/2 x 5-1/2	25	550-150-02540	1 x 7	25
550-150-00540	1/4 x 2-1/2	25	550-150-01600	1/2 x 6	25	550-150-02560	1 x 7-1/2	25
550-150-00560	1/4 x 3	25	550-150-01640	1/2 x 7	25	550-150-02580	1 x 8	25
550-150-00580	1/4 x 3-1/2	25	550-150-01680	1/2 x 8	25	550-150-02600	1 x 8-1/2	25
550-150-00600	1/4 x 4	25	550-150-01720	1/2 x 9	25	550-150-02620	1 x 9	25
550-150-00620	1/4 x 4-1/2	25	550-150-01760	1/2 x 10	25	550-150-02640	1 x 9-1/2	25
550-150-00640	1/4 x 5	25	550-150-01780	1/2 x 10-1/2	25	550-150-02660	1 x 10	25
550-150-00660	1/4 x 5-1/2	25	550-150-01800	1/2 x 11	25	550-150-02680	1 x 10-1/2	25
550-150-00680	1/4 x 6	25	550-150-01840	1/2 x 12	25	550-150-02700	1 x 11	25
550-150-00700	1/4 x 6-1/2	25	550-150-01860	3/4 x CLOSE	25	550-150-02720	1 x 11-1/2	25
550-150-00720	1/4 x 7	25	550-150-01880	3/4 x 1-1/2	25	550-150-02740	1 x 12	25
550-150-00760	1/4 x 8	25	550-150-01900	3/4 x 2	25	550-150-02741	1 x 12-1/2	25
550-150-00800	1/4 x 9	25	550-150-01920	3/4 x 2-1/2	25	550-150-02742	1 x 13	25
550-150-00840	1/4 x 10	25	550-150-01940	3/4 x 3	25	550-150-02743	1 x 13-1/2	25
550-150-00920	1/4 x 12	25	550-150-01960	3/4 x 3-1/2	25	550-150-02750	1 x 14	25
550-150-00940	3/8 x CLOSE	25	550-150-01980	3/4 x 4	25	550-150-02760	1-1/4 x CLOSE	25
550-150-00960	3/8 x 1-1/2	25	550-150-02000	3/4 x 4-1/2	25	550-150-02780	1-1/4 x 2	25
550-150-00980	3/8 x 2	25	550-150-02020	3/4 x 5	25	550-150-02800	1-1/4 x 2-1/2	25
550-150-01000	3/8 x 2-1/2	25	550-150-02040	3/4 x 5-1/2	25	550-150-02820	1-1/4 x 3	25
550-150-01020	3/8 x 3	25	550-150-02060	3/4 x 6	25	550-150-02840	1-1/4 x 3-1/2	25
550-150-01040	3/8 x 3-1/2	25	550-150-02100	3/4 x 7	25	550-150-02860	1-1/4 x 4	25

*Continued on Next Page*

**Domestic Black Pipe Nipples** *Continued*

PART NUMBER	SIZE (IN)	MASTER	PART NUMBER	SIZE (IN)	MASTER	PART NUMBER	SIZE (IN)	MASTER
550-150-02880	1-1/4 x 4-1/2	25	550-150-03620	1-1/2 x 12	10	550-150-04440	2-1/2 x 12	5
550-150-02900	1-1/4 x 5	25	550-150-03640	2 x CLOSE	25	550-150-04460	3 x CLOSE	10
550-150-02920	1-1/4 x 5-1/2	25	550-150-03660	2 x 2-1/2	25	550-150-04480	3 x 3	10
550-150-02940	1-1/4 x 6	25	550-150-03680	2 x 3	25	550-150-04500	3 x 3-1/2	10
550-150-02960	1-1/4 x 6-1/2	10	550-150-03700	2 x 3-1/2	25	550-150-04520	3 x 4	10
550-150-02980	1-1/4 x 7	10	550-150-03720	2 x 4	25	550-150-04540	3 x 4-1/2	10
550-150-03000	1-1/4 x 7-1/2	10	550-150-03740	2 x 4-1/2	25	550-150-04560	3 x 5	10
550-150-03020	1-1/4 x 8	10	550-150-03760	2 x 5	25	550-150-04580	3 x 5-1/2	10
550-150-03040	1-1/4 x 8-1/2	10	550-150-03780	2 x 5-1/2	25	550-150-04600	3 x 6	10
550-150-03060	1-1/4 x 9	10	550-150-03800	2 x 6	25	550-150-04620	3 x 6-1/2	5
550-150-03080	1-1/4 x 9-1/2	10	550-150-03820	2 x 6-1/2	10	550-150-04640	3 x 7	5
550-150-03100	1-1/4 x 10	10	550-150-03840	2 x 7	10	550-150-04660	3 x 7-1/2	5
550-150-03120	1-1/4 x 10-1/2	10	550-150-03860	2 x 7-1/2	10	550-150-04680	3 x 8	5
550-150-03140	1-1/4 x 11	10	550-150-03880	2 x 8	10	550-150-04700	3 x 8-1/2	5
550-150-03160	1-1/4 x 11-1/2	10	550-150-03900	2 x 8-1/2	10	550-150-04720	3 x 9	5
550-150-03180	1-1/4 x 12	10	550-150-03920	2 x 9	10	550-150-04740	3 x 9-1/2	5
550-150-03200	1-1/2 x CLOSE	25	550-150-03940	2 x 9-1/2	10	550-150-04760	3 x 10	5
550-150-03220	1-1/2 x 2	25	550-150-03960	2 x 10	10	550-150-04800	3 x 11	5
550-150-03240	1-1/2 x 2-1/2	25	550-150-03980	2 x 10-1/2	10	550-150-04840	3 x 12	5
550-150-03260	1-1/2 x 3	25	550-150-04000	2 x 11	10	550-150-04860	3-1/2 x CLOSE	10
550-150-03280	1-1/2 x 3-1/2	25	550-150-04020	2 x 11-1/2	10	550-150-04900	3-1/2 x 4	10
550-150-03300	1-1/2 x 4	25	550-150-04040	2 x 12	10	550-150-04920	3-1/2 x 4-1/2	10
550-150-03320	1-1/2 x 4-1/2	25	550-150-04060	2-1/2 x CLOSE	10	550-150-04940	3-1/2 x 5	10
550-150-03340	1-1/2 x 5	25	550-150-04080	2-1/2 x 3	10	550-150-04960	3-1/2 x 5-1/2	10
550-150-03360	1-1/2 x 5-1/2	25	550-150-04100	2-1/2 x 3-1/2	10	550-150-04980	3-1/2 x 6	10
550-150-03380	1-1/2 x 6	25	550-150-04120	2-1/2 x 4	10	550-150-05020	3-1/2 x 7	5
550-150-03400	1-1/2 x 6-1/2	10	550-150-04140	2-1/2 x 4-1/2	10	550-150-05060	3-1/2 x 8	5
550-150-03420	1-1/2 x 7	10	550-150-04160	2-1/2 x 5	10	550-150-05100	3-1/2 x 9	5
550-150-03440	1-1/2 x 7-1/2	10	550-150-04180	2-1/2 x 5-1/2	10	550-150-05140	3-1/2 x 10	5
550-150-03460	1-1/2 x 8	10	550-150-04200	2-1/2 x 6	10	550-150-05180	3-1/2 x 11	5
550-150-03480	1-1/2 x 8-1/2	10	550-150-04220	2-1/2 x 6-1/2	5	550-150-05220	3-1/2 x 12	5
550-150-03500	1-1/2 x 9	10	550-150-04240	2-1/2 x 7	5	550-150-05240	4 x CLOSE	5
550-150-03520	1-1/2 x 9-1/2	10	550-150-04260	2-1/2 x 7-1/2	5	550-150-05260	4 x 3-1/2	5
550-150-03540	1-1/2 x 10	10	550-150-04280	2-1/2 x 8	5	550-150-05280	4 x 4	5
550-150-03560	1-1/2 x 10-1/2	10	550-150-04320	2-1/2 x 9	5	550-150-05300	4 x 4-1/2	5
550-150-03580	1-1/2 x 11	10	550-150-04360	2-1/2 x 10	5	550-150-05320	4 x 5	5
550-150-03600	1-1/2 x 11-1/2	10	550-150-04400	2-1/2 x 11	5	550-150-05340	4 x 5-1/2	5



**Domestic Black Pre-Cut Nipples**



PART NUMBER	SIZE (IN)	MASTER	PART NUMBER	SIZE (IN)	MASTER	PART NUMBER	SIZE (IN)	MASTER
550-150-06940	1/4 x 18	25	550-150-07750	1 x 23	5	550-150-08460	2 x 54	3
550-150-07140	3/8 x 18	25	550-150-07751	1 x 23-1/2	5	550-150-08480	2 x 60	3
550-150-07160	3/8 x 24	5	550-150-07760	1 x 24	5	550-150-08500	2 x 66	3
550-150-07240	3/8 x 48	5	550-150-07780	1 x 30	5	550-150-08520	2 x 72	3
550-150-07320	3/8 x 72	5	550-150-07800	1 x 36	5	550-150-40020	2-1/2 x 24	2
550-150-07340	1/2 x 18	25	550-150-07820	1 x 42	5	550-150-40000	2-1/2 x 18	2
550-150-07360	1/2 x 24	5	550-150-07840	1 x 48	5	550-150-40040	2-1/2 x 30	2
550-150-07380	1/2 x 30	5	550-150-07860	1 x 54	5	550-150-40060	2-1/2 x 36	2
550-150-07400	1/2 x 36	5	550-150-07880	1 x 60	5	550-150-40080	2-1/2 x 42	2
550-150-07420	1/2 x 42	5	550-150-07900	1 x 66	5	550-150-40100	2-1/2 x 48	2
550-150-07440	1/2 x 48	5	550-150-07920	1 x 72	5	550-150-40120	2-1/2 x 54	2
550-150-07480	1/2 x 60	5	550-150-07932	1-1/4 x 14	3	550-150-40140	2-1/2 x 60	2
550-150-07540	3/4 x 18	25	550-150-07940	1-1/4 x 18	3	550-150-40160	2-1/2 x 66	2
550-150-07560	3/4 x 24	5	550-150-07944	1-1/4 x 20	3	550-150-40180	2-1/2 x 72	2
550-150-07580	3/4 x 30	5	550-150-07960	1-1/4 x 24	3	550-150-40200	3 x 18	2
550-150-07600	3/4 x 36	5	550-150-07980	1-1/4 x 30	3	550-150-40220	3 x 24	2
550-150-07620	3/4 x 42	5	550-150-08000	1-1/4 x 36	3	550-150-40240	3 x 30	2
550-150-07640	3/4 x 48	5	550-150-08020	1-1/4 x 42	3	550-150-40260	3 x 36	2
550-150-07660	3/4 x 54	5	550-150-08040	1-1/4 x 48	3	550-150-40280	3 x 42	2
550-150-07680	3/4 x 60	5	550-150-08060	1-1/4 x 54	3	550-150-40300	3 x 48	2
550-150-07700	3/4 x 66	5	550-150-08080	1-1/4 x 60	3	550-150-40320	3 x 54	2
550-150-07720	3/4 x 72	5	550-150-08100	1-1/4 x 66	3	550-150-40340	3 x 60	2
550-150-07733	1 x 14-1/2	25	550-150-08120	1-1/4 x 72	3	550-150-40360	3 x 66	2
550-150-07734	1 x 15	25	550-150-08140	1-1/2 x 18	3	550-150-40380	3 x 72	2
550-150-07735	1 x 15-1/2	25	550-150-08160	1-1/2 x 24	3	550-150-40400	4 x 18	2
550-150-07736	1 x 16	25	550-150-08180	1-1/2 x 30	3	550-150-40420	4 x 24	2
550-150-07737	1 x 16-1/2	25	550-150-08200	1-1/2 x 36	3	550-150-30625	4 x 24 Thread x Plain End	1
550-150-07738	1 x 17	25	550-150-08220	1-1/2 x 42	3	550-150-40440	4 x 30	2
550-150-07739	1 x 17-1/2	25	550-150-08240	1-1/2 x 48	3	550-150-40460	4 x 36	2
550-150-07740	1 x 18	25	550-150-08260	1-1/2 x 54	3	550-150-30626	4 x 36 Thread x Plain End	1
550-150-07741	1 x 18-1/2	5	550-150-08280	1-1/2 x 60	3	550-150-40480	4 x 42	2
550-150-07742	1 x 19	5	550-150-08300	1-1/2 x 66	3	550-150-40500	4 x 48	2
550-150-07743	1 x 19-1/2	5	550-150-08320	1-1/2 x 72	3	550-150-40520	4 x 54	2
550-150-07744	1 x 20	5	550-150-08340	2 x 18	3	550-150-40540	4 x 60	2
550-150-07745	1 x 20-1/2	5	550-150-08360	2 x 24	3	550-150-40560	4 x 66	2
550-150-07746	1 x 21	5	550-150-08380	2 x 30	3	550-150-40580	4 x 72	2
550-150-07747	1 x 21-1/2	5	550-150-08400	2 x 36	3			
550-150-07748	1 x 22	5	550-150-08420	2 x 42	3			
550-150-07749	1 x 22-1/2	5	550-150-08440	2 x 48	3			

**Domestic Extra Heavy Black Nipples**

PART NUMBER	SIZE (IN)	MASTER	PART NUMBER	SIZE (IN)	MASTER	PART NUMBER	SIZE (IN)	MASTER
550-150-08540	1/8 x CLOSE	25	550-150-09444	1/4 X 18	25	550-150-10200	1/2 x 8	25
550-150-08560	1/8 x 1-1/2	25	550-150-09446	1/4 X 24	5	550-150-10240	1/2 x 9	25
550-150-08580	1/8 x 2	25	550-150-09448	1/4 X 36	5	550-150-10280	1/2 x 10	25
550-150-08600	1/8 x 2-1/2	25	550-150-09450	1/4 X 48	5	550-150-10320	1/2 x 11	25
550-150-08620	1/8 x 3	25	550-150-09452	1/4 X 60	5	550-150-10360	1/2 x 12	25
550-150-08640	1/8 x 3-1/2	25	550-150-09454	1/4 X 72	5	550-150-10364	1/2 X 8	25
550-150-08660	1/8 x 4	25	550-150-09460	3/8 x CLOSE	25	550-150-10366	1/2 X 18	25
550-150-08680	1/8 x 4-1/2	25	550-150-09480	3/8 x 1-1/2	25	550-150-10368	1/2 X 24	5
550-150-08700	1/8 x 5	25	550-150-09500	3/8 x 2	25	550-150-10370	1/2 X 36	5
550-150-08720	1/8 x 5-1/2	25	550-150-09520	3/8 x 2-1/2	25	550-150-10372	1/2 X 48	5
550-150-08740	1/8 x 6	25	550-150-09540	3/8 x 3	25	550-150-10374	1/2 X 60	5
550-150-08760	1/8 x 6-1/2	25	550-150-09560	3/8 x 3-1/2	25	550-150-10376	1/2 X 72	5
550-150-08780	1/8 x 7	25	550-150-09580	3/8 x 4	25	550-150-10380	3/4 x CLOSE	25
550-150-08820	1/8 x 8	25	550-150-09600	3/8 x 4-1/2	25	550-150-10400	3/4 x 1-1/2	25
550-150-08860	1/8 x 9	25	550-150-09620	3/8 x 5	25	550-150-10420	3/4 x 2	25
550-150-08900	1/8 x 10	25	550-150-09640	3/8 x 5-1/2	25	550-150-10440	3/4 x 2-1/2	25
550-150-08940	1/8 x 11	25	550-150-09660	3/8 x 6	25	550-150-10460	3/4 x 3	25
550-150-08944	1/8 X 18	25	550-150-09680	3/8 x 6-1/2	25	550-150-10480	3/4 x 3-1/2	25
550-150-08946	1/8 X 24	5	550-150-09700	3/8 x 7	25	550-150-10500	3/4 x 4	25
550-150-08948	1/8 X 36	5	550-150-09740	3/8 x 8	25	550-150-10520	3/4 x 4-1/2	25
550-150-08950	1/8 X 48	5	550-150-09780	3/8 x 9	25	550-150-10540	3/4 x 5	25
550-150-08952	1/8 X 60	5	550-150-09820	3/8 x 10	25	550-150-10560	3/4 x 5-1/2	25
550-150-08954	1/8 X 72	5	550-150-09860	3/8 x 11	25	550-150-10580	3/4 x 6	25
550-150-08980	1/8 x 12	25	550-150-09900	3/8 x 12	25	550-150-10600	3/4 x 6-1/2	25
550-150-09000	1/4 x CLOSE	25	550-150-09904	3/8 X 18	25	550-150-10620	3/4 x 7	25
550-150-09020	1/4 x 1-1/2	25	550-150-09906	3/8 X 24	5	550-150-10660	3/4 x 8	25
550-150-09040	1/4 x 2	25	550-150-09908	3/8 X 36	5	550-150-10700	3/4 x 9	25
550-150-09060	1/4 x 2-1/2	25	550-150-09910	3/8 X 48	5	550-150-10740	3/4 x 10	25
550-150-09080	1/4 x 3	25	550-150-09912	3/8 X 60	5	550-150-10780	3/4 x 11	25
550-150-09100	1/4 x 3-1/2	25	550-150-09914	3/8 X 72	5	550-150-10820	3/4 x 12	25
550-150-09120	1/4 x 4	25	550-150-09920	1/2 x CLOSE	25	550-150-10824	3/4 X 18	25
550-150-09140	1/4 x 4-1/2	25	550-150-09940	1/2 x 1-1/2	25	550-150-10826	3/4 X 24	5
550-150-09160	1/4 x 5	25	550-150-09960	1/2 x 2	25	550-150-10828	3/4 X 36	5
550-150-09180	1/4 x 5-1/2	25	550-150-09980	1/2 x 2-1/2	25	550-150-10830	3/4 X 48	5
550-150-09200	1/4 x 6	25	550-150-10000	1/2 x 3	25	550-150-10832	3/4 X 60	5
550-150-09220	1/4 x 6-1/2	25	550-150-10020	1/2 x 3-1/2	25	550-150-10834	3/4 X 72	5
550-150-09240	1/4 x 7	25	550-150-10040	1/2 x 4	25	550-150-10840	1 x CLOSE	25
550-150-09280	1/4 x 8	25	550-150-10060	1/2 x 4-1/2	25	550-150-10860	1 x 2	25
550-150-09320	1/4 x 9	25	550-150-10080	1/2 x 5	25	550-150-10880	1 x 2-1/2	25
550-150-09360	1/4 x 10	25	550-150-10100	1/2 x 5-1/2	25	550-150-10900	1 x 3	25
550-150-09400	1/4 x 11	25	550-150-10120	1/2 x 6	25	550-150-10920	1 x 3-1/2	25
550-150-09440	1/4 x 12	25	550-150-10140	1/2 x 6-1/2	25	550-150-10940	1 x 4	25



*Continued on Next Page*

**Domestic Extra Heavy Black Nipples** *Continued*



PART NUMBER	SIZE (IN)	MASTER	PART NUMBER	SIZE (IN)	MASTER	PART NUMBER	SIZE (IN)	MASTER
550-150-10960	1 x 4-1/2	25	550-150-11500	1-1/4 x 7	10	550-150-12150	1-1/2 x 48	3
550-150-10980	1 x 5	25	550-150-11540	1-1/4 x 8	10	550-150-12152	1-1/2 x 60	3
550-150-11000	1 x 5-1/2	25	550-150-11580	1-1/4 x 9	10	550-150-12154	1-1/2 x 72	3
550-150-11020	1 x 6	25	550-150-11660	1-1/4 x 11	10	550-150-12160	2 x CLOSE	25
550-150-11040	1 x 6-1/2	25	550-150-11700	1-1/4 x 12	10	550-150-12180	2 x 2-1/2	25
550-150-11060	1 x 7	25	550-150-11704	1 1/4 x 18	3	550-150-12200	2 x 3	25
550-150-11100	1 x 8	25	550-150-11706	1 1/4 x 24	3	550-150-12220	2 x 3-1/2	25
550-150-11140	1 x 9	25	550-150-11708	1 1/4 x 36	3	550-150-12240	2 x 4	25
550-150-11180	1 x 10	25	550-150-11710	1 1/4 x 48	3	550-150-12260	2 x 4-1/2	25
550-150-11220	1 x 11	25	550-150-11712	1 1/4 x 60	3	550-150-12280	2 x 5	25
550-150-11260	1 x 12	25	550-150-11714	1 1/4 x 72	3	550-150-12300	2 x 5-1/2	25
550-150-11262	1 x 14	25	550-150-11720	1-1/2 x CLOSE	25	550-150-12320	2 x 6	25
550-150-11263	1 x 16	25	550-150-11740	1-1/2 x 2	25	550-150-12360	2 x 7	10
550-150-11264	1 x 18	25	550-150-11760	1-1/2 x 2-1/2	25	550-150-12400	2 x 8	10
550-150-11265	1 x 20	5	550-150-11780	1-1/2 x 3	25	550-150-12440	2 x 9	10
550-150-11266	1 x 24	5	550-150-11800	1-1/2 x 3-1/2	25	550-150-12480	2 x 10	10
550-150-11268	1 x 36	5	550-150-11820	1-1/2 x 4	25	550-150-12520	2 x 11	10
550-150-11270	1 x 48	5	550-150-11840	1-1/2 x 4-1/2	25	550-150-12560	2 x 12	10
550-150-11272	1 x 60	5	550-150-11860	1-1/2 x 5	25	550-150-12564	2 x 18	3
550-150-11274	1 x 72	5	550-150-11880	1-1/2 x 5-1/2	25	550-150-12566	2 x 24	3
550-150-11280	1-1/4 x CLOSE	25	550-150-11900	1-1/2 x 6	25	550-150-12568	2 x 36	3
550-150-11300	1-1/4 x 2	25	550-150-11920	1-1/2 x 6-1/2	10	550-150-12570	2 x 48	3
550-150-11320	1-1/4 x 2-1/2	25	550-150-11940	1-1/2 x 7	10	550-150-12572	2 x 60	3
550-150-11340	1-1/4 x 3	25	550-150-11980	1-1/2 x 8	10	550-150-12574	2 x 72	3
550-150-11360	1-1/4 x 3-1/2	25	550-150-12020	1-1/2 x 9	10	550-150-12660	2-1/2 x 4-1/2	10
550-150-11380	1-1/4 x 4	25	550-150-12060	1-1/2 x 10	10	550-150-13020	3 x 3-1/2	10
550-150-11400	1-1/4 x 4-1/2	25	550-150-12100	1-1/2 x 11	10	550-150-13060	3 x 4-1/2	10
550-150-11420	1-1/4 x 5	25	550-150-12140	1-1/2 x 12	10	550-150-13120	3 x 6	10
550-150-11440	1-1/4 x 5-1/2	25	550-150-12144	1-1/2 x 18	3	550-150-13320	3 x 11	5
550-150-11460	1-1/4 x 6	25	550-150-12146	1-1/2 x 24	3			
550-150-11480	1-1/4 x 6-1/2	10	550-150-12148	1-1/2 x 36	3			

**Domestic Galvanized Pipe Nipples**

PART NUMBER	SIZE (IN)	MASTER	PART NUMBER	SIZE (IN)	MASTER	PART NUMBER	SIZE (IN)	MASTER
550-150-14820	1/8 x CLOSE	25	550-150-15920	3/8 x 5-1/2	25	550-150-17020	3/4 x 10	25
550-150-14840	1/8 x 1-1/2	25	550-150-15940	3/8 x 6	25	550-150-17060	3/4 x 11	25
550-150-14860	1/8 x 2	25	550-150-15980	3/8 x 7	25	550-150-17100	3/4 x 12	25
550-150-14880	1/8 x 2-1/2	25	550-150-16020	3/8 x 8	25	550-150-17120	1 x CLOSE	25
550-150-14900	1/8 x 3	25	550-150-16060	3/8 x 9	25	550-150-17140	1 x 2	25
550-150-14920	1/8 x 3-1/2	25	550-150-16100	3/8 x 10	25	550-150-17160	1 x 2-1/2	25
550-150-14940	1/8 x 4	25	550-150-16140	3/8 x 11	25	550-150-17180	1 x 3	25
550-150-14960	1/8 x 4-1/2	25	550-150-16180	3/8 x 12	25	550-150-17200	1 x 3-1/2	25
550-150-14980	1/8 x 5	25	550-150-16200	1/2 x CLOSE	25	550-150-17220	1 x 4	25
550-150-15000	1/8 x 5-1/2	25	550-150-16220	1/2 x 1-1/2	25	550-150-17240	1 x 4-1/2	25
550-150-15020	1/8 x 6	25	550-150-16240	1/2 x 2	25	550-150-17260	1 x 5	25
550-150-15100	1/8 x 8	25	550-150-16260	1/2 x 2-1/2	25	550-150-17280	1 x 5-1/2	25
550-150-15140	1/8 x 9	25	550-150-16280	1/2 x 3	25	550-150-17300	1 x 6	25
550-150-15180	1/8 x 10	25	550-150-16300	1/2 x 3-1/2	25	550-150-17320	1 x 6-1/2	25
550-150-15240	1/8 x 11-1/2	25	550-150-16320	1/2 x 4	25	550-150-17340	1 x 7	25
550-150-15260	1/8 x 12	25	550-150-16340	1/2 x 4-1/2	25	550-150-17360	1 x 7-1/2	25
550-150-15280	1/4 x CLOSE	25	550-150-16360	1/2 x 5	25	550-150-17380	1 x 8	25
550-150-15300	1/4 x 1-1/2	25	550-150-16380	1/2 x 5-1/2	25	550-150-17400	1 x 8-1/2	25
550-150-15320	1/4 x 2	25	550-150-16400	1/2 x 6	25	550-150-17420	1 x 9	25
550-150-15340	1/4 x 2-1/2	25	550-150-16420	1/2 x 6-1/2	25	550-150-17440	1 x 9-1/2	25
550-150-15360	1/4 x 3	25	550-150-16440	1/2 x 7	25	550-150-17460	1 x 10	25
550-150-15380	1/4 x 3-1/2	25	550-150-16480	1/2 x 8	25	550-150-17480	1 x 10-1/2	25
550-150-15400	1/4 x 4	25	550-150-16500	1/2 x 8-1/2	25	550-150-17500	1 x 11	25
550-150-15420	1/4 x 4-1/2	25	550-150-16520	1/2 x 9	25	550-150-17540	1 x 12	25
550-150-15440	1/4 x 5	25	550-150-16560	1/2 x 10	25	550-150-17541	1 x 12-1/2	25
550-150-15460	1/4 x 5-1/2	25	550-150-16580	1/2 x 10-1/2	25	550-150-17542	1 x 13	25
550-150-15480	1/4 x 6	25	550-150-16600	1/2 x 11	25	550-150-17543	1 x 13-1/2	25
550-150-15520	1/4 x 7	25	550-150-16640	1/2 x 12	25	550-150-17550	1 x 14	25
550-150-15560	1/4 x 8	25	550-150-16660	3/4 x CLOSE	25	550-150-17560	1-1/4 x CLOSE	25
550-150-15600	1/4 x 9	25	550-150-16680	3/4 x 1-1/2	25	550-150-17580	1-1/4 x 2	25
550-150-15640	1/4 x 10	25	550-150-16700	3/4 x 2	25	550-150-17600	1-1/4 x 2-1/2	25
550-150-15680	1/4 x 11	25	550-150-16720	3/4 x 2-1/2	25	550-150-17620	1-1/4 x 3	25
550-150-15720	1/4 x 12	25	550-150-16740	3/4 x 3	25	550-150-17640	1-1/4 x 3-1/2	25
550-150-15740	3/8 x CLOSE	25	550-150-16760	3/4 x 3-1/2	25	550-150-17660	1-1/4 x 4	25
550-150-15760	3/8 x 1-1/2	25	550-150-16780	3/4 x 4	25	550-150-17680	1-1/4 x 4-1/2	25
550-150-15780	3/8 x 2	25	550-150-16800	3/4 x 4-1/2	25	550-150-17700	1-1/4 x 5	25
550-150-15800	3/8 x 2-1/2	25	550-150-16820	3/4 x 5	25	550-150-17720	1-1/4 x 5-1/2	25
550-150-15820	3/8 x 3	25	550-150-16840	3/4 x 5-1/2	25	550-150-17740	1-1/4 x 6	25
550-150-15840	3/8 x 3-1/2	25	550-150-16860	3/4 x 6	25	550-150-17780	1-1/4 x 7	10
550-150-15860	3/8 x 4	25	550-150-16900	3/4 x 7	25	550-150-17800	1-1/4 x 7-1/2	10
550-150-15880	3/8 x 4-1/2	25	550-150-16940	3/4 x 8	25	550-150-17820	1-1/4 x 8	10
550-150-15900	3/8 x 5	25	550-150-16980	3/4 x 9	25	550-150-17840	1-1/4 x 8-1/2	10



*Continued on Next Page*

Domestic Galvanized Pipe Nipples *Continued*



PART NUMBER	SIZE (IN)	MASTER	PART NUMBER	SIZE (IN)	MASTER	PART NUMBER	SIZE (IN)	MASTER
550-150-17860	1-1/4 x 9	10	550-150-18600	2 x 6	25	550-150-19520	3 x 9	5
550-150-17880	1-1/4 x 9-1/2	10	550-150-18640	2 x 7	10	550-150-19560	3 x 10	5
550-150-17900	1-1/4 x 10	10	550-150-18680	2 x 8	10	550-150-19600	3 x 11	5
550-150-17920	1-1/4 x 10-1/2	10	550-150-18720	2 x 9	10	550-150-19640	3 x 12	5
550-150-17940	1-1/4 x 11	10	550-150-18740	2 x 9-1/2	10	550-150-19660	3-1/2 x CLOSE	10
550-150-17980	1-1/4 x 12	10	550-150-18760	2 x 10	10	550-150-19700	3-1/2 x 4	10
550-150-18000	1-1/2 x CLOSE	25	550-150-18780	2 x 10-1/2	10	550-150-19720	3-1/2 x 4-1/2	10
550-150-18020	1-1/2 x 2	25	550-150-18800	2 x 11	10	550-150-19740	3-1/2 x 5	10
550-150-18040	1-1/2 x 2-1/2	25	550-150-18840	2 x 12	10	550-150-19780	3-1/2 x 6	10
550-150-18060	1-1/2 x 3	25	550-150-18860	2-1/2 x CLOSE	10	550-150-19820	3-1/2 x 7	5
550-150-18080	1-1/2 x 3-1/2	25	550-150-18880	2-1/2 x 3	10	550-150-19860	3-1/2 x 8	5
550-150-18100	1-1/2 x 4	25	550-150-18900	2-1/2 x 3-1/2	10	550-150-19900	3-1/2 x 9	5
550-150-18120	1-1/2 x 4-1/2	25	550-150-18920	2-1/2 x 4	10	550-150-19940	3-1/2 x 10	5
550-150-18140	1-1/2 x 5	25	550-150-18940	2-1/2 x 4-1/2	10	550-150-19980	3-1/2 x 11	5
550-150-18160	1-1/2 x 5-1/2	25	550-150-18960	2-1/2 x 5	10	550-150-20020	3-1/2 x 12	5
550-150-18180	1-1/2 x 6	25	550-150-18980	2-1/2 x 5-1/2	10	550-150-20040	4 x CLOSE	5
550-150-18200	1-1/2 x 6-1/2	10	550-150-19000	2-1/2 x 6	10	550-150-20060	4 x 3-1/2	5
550-150-18220	1-1/2 x 7	10	550-150-19040	2-1/2 x 7	5	550-150-20080	4 x 4	5
550-150-18240	1-1/2 x 7-1/2	10	550-150-19080	2-1/2 x 8	5	550-150-20100	4 x 4-1/2	5
550-150-18260	1-1/2 x 8	10	550-150-19120	2-1/2 x 9	5	550-150-20120	4 x 5	5
550-150-18300	1-1/2 x 9	10	550-150-19160	2-1/2 x 10	5	550-150-20140	4 x 5-1/2	5
550-150-18340	1-1/2 x 10	10	550-150-19200	2-1/2 x 11	5	550-150-20160	4 x 6	5
550-150-18360	1-1/2 x 10-1/2	10	550-150-19240	2-1/2 x 12	5	550-150-20200	4 x 7	2
550-150-18380	1-1/2 x 11	10	550-150-19260	3 x CLOSE	10	550-150-20240	4 x 8	2
550-150-18420	1-1/2 x 12	10	550-150-19280	3 x 3	10	550-150-20280	4 x 9	2
550-150-18440	2 x CLOSE	25	550-150-19300	3 x 3-1/2	10	550-150-20320	4 x 10	2
550-150-18460	2 x 2-1/2	25	550-150-19320	3 x 4	10	550-150-20360	4 x 11	2
550-150-18480	2 x 3	25	550-150-19340	3 x 4-1/2	10	550-150-20400	4 x 12	2
550-150-18500	2 x 3-1/2	25	550-150-19360	3 x 5	10	550-150-20420	5 x CLOSE	—
550-150-18520	2 x 4	25	550-150-19380	3 x 5-1/2	10	550-150-20480	5 x 4-1/2	—
550-150-18540	2 x 4-1/2	25	550-150-19400	3 x 6	10	550-150-20540	5 x 6	—
550-150-18560	2 x 5	25	550-150-19440	3 x 7	5			
550-150-18580	2 x 5-1/2	25	550-150-19480	3 x 8	5			

**Domestic Galvanized Pre-Cut Nipples**

PART NUMBER	SIZE (IN)	MASTER	PART NUMBER	SIZE (IN)	MASTER	PART NUMBER	SIZE (IN)	MASTER
550-150-21980	3/8 x 30	5	550-150-22548	1 x 22	5	550-150-40620	2-1/2 x 24	2
550-150-22000	3/8 x 36	5	550-150-22549	1 x 22-1/2	5	550-150-40640	2-1/2 x 30	2
550-150-22020	3/8 x 42	5	550-150-22550	1 x 23	5	550-150-40660	2-1/2 x 36	2
550-150-22040	3/8 x 48	5	550-150-22551	1 x 23-1/2	5	550-150-40680	2-1/2 x 42	2
550-150-22060	3/8 x 60	5	550-150-22560	1 x 24	5	550-150-40700	2-1/2 x 48	2
550-150-22080	3/8 x 54	5	550-150-22580	1 x 30	5	550-150-40720	2-1/2 x 54	2
550-150-22120	3/8 x 72	5	550-150-22600	1 x 36	5	550-150-40740	2-1/2 x 60	2
550-150-22140	1/2 x 18	25	550-150-22620	1 x 42	5	550-150-40760	2-1/2 x 66	2
550-150-22160	1/2 x 24	5	550-150-22640	1 x 48	5	550-150-40780	2-1/2 x 72	2
550-150-22180	1/2 x 30	5	550-150-22660	1 x 54	5	550-150-40800	3 x 18	2
550-150-22200	1/2 x 36	5	550-150-22680	1 x 60	5	550-150-40820	3 x 24	2
550-150-22220	1/2 x 42	5	550-150-22720	1 x 72	5	550-150-40840	3 x 30	2
550-150-22240	1/2 x 48	5	550-150-22740	1-1/4 x 18	3	550-150-40860	3 x 36	2
550-150-22260	1/2 x 54	5	550-150-22760	1-1/4 x 24	3	550-150-40880	3 x 42	2
550-150-22280	1/2 x 60	5	550-150-22780	1-1/4 x 30	3	550-150-40900	3 x 48	2
550-150-22320	1/2 x 72	5	550-150-22800	1-1/4 x 36	3	550-150-40920	3 x 54	2
550-150-22340	3/4 x 18	25	550-150-22820	1-1/4 x 42	3	550-150-40940	3 x 60	2
550-150-22360	3/4 x 24	5	550-150-22840	1-1/4 x 48	3	550-150-40960	3 x 66	2
550-150-22380	3/4 x 30	5	550-150-22860	1-1/4 x 54	3	550-150-40980	3 x 72	2
550-150-22400	3/4 x 36	5	550-150-22880	1-1/4 x 60	3	550-150-41000	4 x 18	2
550-150-22420	3/4 x 42	5	550-150-22920	1-1/4 x 72	3	550-150-41018	4 x 22	2
550-150-22440	3/4 x 48	5	550-150-22940	1-1/2 x 18	3	550-150-41020	4 x 24	2
550-150-22460	3/4 x 54	5	550-150-22960	1-1/2 x 24	3	550-150-32725	4 x 24 Thread x Plain End	1
550-150-22480	3/4 x 60	5	550-150-22980	1-1/2 x 30	3	550-150-41040	4 x 30	2
550-150-22520	3/4 x 72	5	550-150-23000	1-1/2 x 36	3	550-150-41055	4 x 32	2
550-150-22533	1 x 14-1/2	25	550-150-23020	1-1/2 x 42	3	550-150-41057	4 x 34	2
550-150-22534	1 x 15	25	550-150-23040	1-1/2 x 48	3	550-150-41060	4 x 36	2
550-150-22535	1 x 15-1/2	25	550-150-23060	1-1/2 x 54	3	550-150-32726	4 x 36 Thread x Plain End	1
550-150-22536	1 x 16	25	550-150-23080	1-1/2 x 60	3	550-150-41080	4 x 42	2
550-150-22537	1 x 16-1/2	25	550-150-23120	1-1/2 x 72	3	550-150-41082	4 x 44	2
550-150-22538	1 x 17	25	550-150-23140	2 x 18	3	550-150-41100	4 x 48	2
550-150-22539	1 x 17-1/2	25	550-150-23160	2 x 24	3	550-150-41120	4 x 54	2
550-150-22540	1 x 18	25	550-150-23180	2 x 30	3	550-150-41140	4 x 60	2
550-150-22541	1 x 18-1/2	5	550-150-23200	2 x 36	3	550-150-41160	4 x 66	2
550-150-22542	1 x 19	5	550-150-23220	2 x 42	3	550-150-41180	4 x 72	2
550-150-22543	1 x 19-1/2	5	550-150-23240	2 x 48	3	550-150-41300	6 x 72	2
550-150-22544	1 x 20	5	550-150-23260	2 x 54	3			
550-150-22545	1 x 20-1/2	5	550-150-23280	2 x 60	3			
550-150-22546	1 x 21	5	550-150-23320	2 x 72	3			
550-150-22547	1 x 21-1/2	5	550-150-40600	2-1/2 x 18	2			



Import Brass Nipples



PART NUMBER	SIZE (IN)	INNER	MASTER	PALLET	PART NUMBER	SIZE (IN)	INNER	MASTER	PALLET
550-200-00010	1/8 x CLOSE	25	400	19,200	550-200-00430	1/2 x 1-1/2	25	400	19,200
550-200-00020	1/8 x 1-1/2	25	400	19,200	550-200-00440	1/2 x 2	25	400	19,200
550-200-00030	1/8 x 2	25	400	19,200	550-200-00450	1/2 x 2-1/2	25	300	14,400
550-200-00040	1/8 x 2-1/2	25	400	19,200	550-200-00460	1/2 x 3	25	300	14,400
550-200-00050	1/8 x 3	25	400	19,200	550-200-00470	1/2 x 3-1/2	25	300	14,400
550-200-00060	1/8 x 3-1/2	25	400	19,200	550-200-00480	1/2 x 4	25	200	9,600
550-200-00070	1/8 x 4	25	400	19,200	550-200-00490	1/2 x 4-1/2	25	200	9,600
550-200-00080	1/8 x 4-1/2	25	400	19,200	550-200-00500	1/2 x 5	25	200	9,600
550-200-00090	1/8 x 5	25	400	19,200	550-200-00510	1/2 x 5-1/2	25	200	9,600
550-200-00100	1/8 x 5-1/2	25	400	19,200	550-200-00520	1/2 x 6	25	200	9,600
550-200-00110	1/8 x 6	25	400	19,200	550-200-00530	1/2 x 7	25	100	4,800
550-200-00120	1/8 x 10	25	200	9,600	550-200-00540	1/2 x 8	25	100	4,800
550-200-00130	1/4 x CLOSE	25	400	19,200	550-200-00550	1/2 x 9	25	100	4,800
550-200-00140	1/4 x 1-1/2	25	400	19,200	550-200-00560	1/2 x 10	25	100	4,800
550-200-00150	1/4 x 2	25	400	19,200	550-200-00570	1/2 x 12	25	100	4,800
550-200-00160	1/4 x 2-1/2	25	400	19,200	550-200-00580	3/4 x CLOSE	25	400	19,200
550-200-00170	1/4 x 3	25	400	19,200	550-200-00590	3/4 x 1-1/2	25	400	19,200
550-200-00180	1/4 x 3-1/2	25	400	19,200	550-200-00600	3/4 x 2	25	300	14,400
550-200-00190	1/4 x 4	25	400	19,200	550-200-00610	3/4 x 2-1/2	25	300	14,400
550-200-00200	1/4 x 4-1/2	25	400	19,200	550-200-00620	3/4 x 3	25	200	9,600
550-200-00210	1/4 x 5	25	400	19,200	550-200-00630	3/4 x 3-1/2	25	200	9,600
550-200-00220	1/4 x 5-1/2	25	400	19,200	550-200-00640	3/4 x 4	25	150	7,200
550-200-00230	1/4 x 6	25	400	19,200	550-200-00650	3/4 x 4-1/2	25	150	7,200
550-200-00240	1/4 x 8	25	200	9,600	550-200-00660	3/4 x 5	25	100	4,800
550-200-00250	1/4 x 10	25	200	9,600	550-200-00670	3/4 x 5-1/2	25	100	4,800
550-200-00260	1/4 x 12	25	200	9,600	550-200-00680	3/4 x 6	25	100	4,800
550-200-00270	3/8 x CLOSE	25	400	19,200	550-200-00690	3/4 x 7	25	75	3,600
550-200-00280	3/8 x 1-1/2	25	400	19,200	550-200-00700	3/4 x 8	25	75	3,600
550-200-00290	3/8 x 2	25	400	19,200	550-200-00710	3/4 x 9	25	50	2,400
550-200-00300	3/8 x 2-1/2	25	400	19,200	550-200-00720	3/4 x 10	25	50	2,400
550-200-00310	3/8 x 3	25	400	19,200	550-200-00730	3/4 x 12	25	50	2,400
550-200-00320	3/8 x 3-1/2	25	400	19,200	550-200-00740	1 x CLOSE	25	200	9,600
550-200-00330	3/8 x 4	25	400	19,200	550-200-00750	1 x 2	25	200	9,600
550-200-00340	3/8 x 4-1/2	25	400	19,200	550-200-00760	1 x 2-1/2	25	150	7,200
550-200-00350	3/8 x 5	25	300	14,400	550-200-00770	1 x 3	25	150	7,200
550-200-00360	3/8 x 5-1/2	25	300	14,400	550-200-00780	1 x 3-1/2	25	100	4,800
550-200-00370	3/8 x 6	25	300	14,400	550-200-00790	1 x 4	25	100	4,800
550-200-00380	3/8 x 8	25	150	7,200	550-200-00800	1 x 4-1/2	25	100	4,800
550-200-00390	3/8 x 10	25	100	4,800	550-200-00810	1 x 5	25	75	3,600
550-200-00400	3/8 x 11	25	100	4,800	550-200-00820	1 x 5-1/2	25	75	3,600
550-200-00410	3/8 x 12	25	100	4,800	550-200-00830	1 x 6	25	50	2,400
550-200-00420	1/2 x CLOSE	25	400	19,200	550-200-00840	1 x 7	25	50	2,400

Continued on Next Page

**Import Brass Nipples** *Continued*

PART NUMBER	SIZE (IN)	INNER	MASTER	PALLET	PART NUMBER	SIZE (IN)	INNER	MASTER	PALLET
550-200-00850	1 x 8	25	50	2,400	550-200-01220	2 x 5	—	25	1,200
550-200-00860	1 x 9	25	50	2,400	550-200-01230	2 x 5-1/2	—	25	1,200
550-200-00870	1 x 10	20	40	1,920	550-200-01240	2 x 6	—	25	1,200
550-200-00880	1 x 12	20	40	1,920	550-200-01250	2 x 7	—	18	864
550-200-00890	1-1/4 x CLOSE	25	100	4,800	550-200-01260	2 x 8	—	18	864
550-200-00900	1-1/4 x 2	25	100	4,800	550-200-01270	2 x 9	—	18	864
550-200-00910	1-1/4 x 2-1/2	25	100	4,800	550-200-01280	2 x 10	—	14	672
550-200-00920	1-1/4 x 3	25	100	4,800	550-200-01290	2 x 12	—	14	672
550-200-00930	1-1/4 x 3-1/2	25	50	2,400	550-200-01300	2-1/2 x CLOSE	—	36	1,728
550-200-00940	1-1/4 x 4	25	50	2,400	550-200-01310	2-1/2 x 3	—	36	1,728
550-200-00950	1-1/4 x 4-1/2	25	50	2,400	550-200-01320	2-1/2 x 3-1/2	—	27	1,296
550-200-00960	1-1/4 x 5	25	50	2,400	550-200-01330	2-1/2 x 4	—	27	1,296
550-200-00970	1-1/4 x 5-1/2	25	50	2,400	550-200-01340	2-1/2 x 5	—	18	864
550-200-00980	1-1/4 x 6	25	50	2,400	550-200-01350	2-1/2 x 6	—	18	864
550-200-00990	1-1/4 x 8	15	30	1,440	550-200-01360	2-1/2 x 8	—	12	576
550-200-01000	1-1/4 x 9	15	30	1,440	550-200-01370	2-1/2 x 12	—	9	432
550-200-01010	1-1/4 x 10	15	30	1,440	550-200-01380	3 x CLOSE	—	24	1,152
550-200-01020	1-1/4 x 12	15	30	1,440	550-200-01390	3 x 3	—	24	1,152
550-200-01030	1-1/2 x CLOSE	25	100	4,800	550-200-01400	3 x 3-1/2	—	18	864
550-200-01040	1-1/2 x 2	25	100	4,800	550-200-01410	3 x 4	—	18	864
550-200-01050	1-1/2 x 2-1/2	25	50	2,400	550-200-01420	3 x 4-1/2	—	16	768
550-200-01060	1-1/2 x 3	25	50	2,400	550-200-01430	3 x 5	—	12	576
550-200-01070	1-1/2 x 3-1/2	25	50	2,400	550-200-01440	3 x 5-1/2	—	12	576
550-200-01080	1-1/2 x 4	25	50	2,400	550-200-01450	3 x 6	—	12	576
550-200-01090	1-1/2 x 4-1/2	25	50	2,400	550-200-01460	3 x 7	—	9	432
550-200-01100	1-1/2 x 5	20	40	1,920	550-200-01470	3 x 8	—	8	384
550-200-01110	1-1/2 x 5-1/2	20	40	1,920	550-200-01480	3 x 10	—	6	288
550-200-01120	1-1/2 x 6	20	40	1,920	550-200-01490	3 x 12	—	6	288
550-200-01130	1-1/2 x 8	—	25	1,200	550-200-01500	4 x CLOSE	—	15	720
550-200-01140	1-1/2 x 10	—	15	720	550-200-01510	4 x 3	—	12	576
550-200-01150	1-1/2 x 12	—	15	720	550-200-01520	4 x 4	—	12	576
550-200-01160	2 x CLOSE	25	50	2,400	550-200-01530	4 x 5	—	8	384
550-200-01170	2 x 2-1/2	25	50	2,400	550-200-01540	4 x 5-1/2	—	8	384
550-200-01180	2 x 3	25	50	2,400	550-200-01550	4 x 6	—	8	384
550-200-01190	2 x 3-1/2	—	25	1,200	550-200-01560	4 x 8	—	5	240
550-200-01200	2 x 4	—	25	1,200	550-200-01570	4 x 12	—	4	192
550-200-01210	2 x 4-1/2	—	25	1,200					



**Import Brass Pre-Cut Nipples**



PART NUMBER	SIZE (IN)	MASTER	PALLET
550-200-01575	1/2 x 16	—	—
550-200-01580	1/2 x 18	5	1,920
550-200-01590	1/2 x 24	5	1,440
550-200-01600	1/2 x 30	5	1,120
550-200-01610	1/2 x 36	5	880
550-200-01620	1/2 x 48	5	640
550-200-01630	1/2 x 60	5	560
550-200-01635	3/4 x 16	—	—
550-200-01640	3/4 x 18	5	1,430
550-200-01650	3/4 x 24	5	1,040
550-200-01660	3/4 x 30	5	780
550-200-01670	3/4 x 36	5	715
550-200-01680	3/4 x 48	5	520
550-200-01690	3/4 x 60	5	455
550-200-01695	1 x 16	—	—
550-200-01700	1 x 18	3	918
550-200-01710	1 x 24	3	714
550-200-01720	1 x 30	3	510
550-200-01730	1 x 36	3	510
550-200-01740	1 x 48	3	357
550-200-01750	1 x 60	3	306
550-200-01755	1-1/4 x 16	—	—
550-200-01760	1-1/4 x 18	3	504
550-200-01770	1-1/4 x 24	3	504
550-200-01780	1-1/4 x 30	3	252

PART NUMBER	SIZE (IN)	MASTER	PALLET
550-200-01790	1-1/4 x 36	3	252
550-200-01800	1-1/4 x 48	3	252
550-200-01810	1-1/4 x 60	3	210
550-200-01815	1-1/2 x 16	—	—
550-200-01820	1-1/2 x 18	3	432
550-200-01830	1-1/2 x 24	3	432
550-200-01840	1-1/2 x 30	3	216
550-200-01850	1-1/2 x 36	3	216
550-200-01860	1-1/2 x 48	3	216
550-200-01870	1-1/2 x 60	3	180
550-200-01875	2 x 16	—	—
550-200-01880	2 x 18	3	300
550-200-01890	2 x 24	3	300
550-200-01900	2 x 30	3	150
550-200-01910	2 x 36	3	150
550-200-01920	2 x 48	3	150
550-200-01930	2 x 60	3	120
550-200-01980	2 x 72	3	120
550-200-01935	2-1/2 x 16	—	—
550-200-01940	2-1/2 x 18	3	192
550-200-01950	2-1/2 x 24	3	192
550-200-01960	2-1/2 x 36	3	96
550-200-01965	3 x 16	—	—
550-200-01970	3 x 24	3	144
550-200-01990	4 x 16	—	—

**PIPE NIPPLES  
IMPORT STAINLESS STEEL NIPPLES**

**Import 304SS Nipples**



PART NUMBER	SIZE (IN)	INNER	MASTER	PALLET
550-400-00000	1/8 x CLOSE	25	400	16,800
550-400-00005	1/8 x 1-1/2	25	400	16,800
550-400-00010	1/8 x 2	25	400	16,800
550-400-00015	1/8 x 2-1/2	25	400	16,800
550-400-00020	1/8 x 3	25	400	16,800
550-400-00025	1/8 x 3-1/2	25	400	16,800
550-400-00030	1/8 x 4	25	400	16,800
550-400-00035	1/8 x 4-1/2	25	400	16,800
550-400-00040	1/8 x 5	25	400	16,800
550-400-00045	1/8 x 5-1/2	25	400	16,800
550-400-00050	1/8 x 6	25	400	16,800

PART NUMBER	SIZE (IN)	INNER	MASTER	PALLET
550-400-00055	1/8 x 6-1/2	25	400	16,800
550-400-00060	1/8 x 7	25	400	16,800
550-400-00065	1/8 x 8	25	400	16,800
550-400-00070	1/8 x 9	25	200	8,400
550-400-00075	1/8 x 10	25	200	8,400
550-400-00080	1/8 x 11	25	200	8,400
550-400-00085	1/8 x 12	25	200	8,400
550-400-00090	1/4 CLOSE	25	400	16,800
550-400-00095	1/4 x 1-3/4	25	400	16,800
550-400-00100	1/4 x 1-1/2	25	400	16,800

*Continued on Next Page*

Import 304SS Nipples *Continued*

PART NUMBER	SIZE (IN)	INNER	MASTER	PALLET
550-400-00105	1/4 x 2	25	400	16,800
550-400-00110	1/4 x 2-1/8	25	400	16,800
550-400-00115	1/4 x 2-1/2	25	400	16,800
550-400-00120	1/4 x 3	25	400	16,800
550-400-00125	1/4 x 3-1/2	25	400	16,800
550-400-00130	1/4 x 4	25	400	16,800
550-400-00135	1/4 x 4-1/2	25	400	16,800
550-400-00140	1/4 x 5	25	400	16,800
550-400-00145	1/4 x 5-1/2	25	400	16,800
550-400-00150	1/4 x 6	25	400	16,800
550-400-00155	1/4 x 6-1/2	25	200	8,400
550-400-00160	1/4 x 7	25	200	8,400
550-400-00165	1/4 x 8	25	200	8,400
550-400-00170	1/4 x 9	25	200	8,400
550-400-00175	1/4 x 10	25	200	8,400
550-400-00180	1/4 x 11	25	200	8,400
550-400-00185	1/4 x 12	25	200	8,400
550-400-00190	3/8 CLOSE	25	400	16,800
550-400-00195	3/8 x 1-1/2	25	400	16,800
550-400-00200	3/8 x 2	25	400	16,800
550-400-00205	3/8 x 2-1/2	25	400	16,800
550-400-00210	3/8 x 3	25	400	16,800
550-400-00215	3/8 x 3-1/2	25	400	16,800
550-400-00220	3/8 x 4	25	400	16,800
550-400-00225	3/8 x 4-1/2	25	400	16,800
550-400-00230	3/8 x 5	25	300	12,600
550-400-00235	3/8 x 5-1/2	25	300	12,600
550-400-00240	3/8 x 6	25	300	12,600
550-400-00245	3/8 x 7	25	150	6,300
550-400-00250	3/8 x 8	25	150	6,300
550-400-00255	3/8 x 9	25	100	4,200
550-400-00260	3/8 x 10	25	100	4,200
550-400-00265	3/8 x 11	25	100	4,200
550-400-00270	3/8 x 12	25	100	4,200
550-400-00275	1/2 CLOSE	25	400	16,800
550-400-00280	1/2 x 1-3/4	25	400	16,800
550-400-00285	1/2 x 1-1/2	25	400	16,800
550-400-00290	1/2 x 1-1/4	25	400	16,800
550-400-00295	1/2 x 2	25	400	16,800
550-400-00300	1/2 x 2-3/4	25	300	12,600
550-400-00305	1/2 x 2-1/2	25	300	12,600
550-400-00310	1/2 x 3	25	300	12,600
550-400-00315	1/2 x 3-1/2	25	300	12,600

PART NUMBER	SIZE (IN)	INNER	MASTER	PALLET
550-400-00320	1/2 x 4	25	200	8,400
550-400-00325	1/2 x 4-1/2	25	200	8,400
550-400-00330	1/2 x 5	25	200	8,400
550-400-00335	1/2 x 5-1/2	25	200	8,400
550-400-00340	1/2 x 6	25	100	4,200
550-400-00345	1/2 x 6-1/2	25	100	4,200
550-400-00350	1/2 x 7	25	100	4,200
550-400-00355	1/2 x 8	25	100	4,200
550-400-00360	1/2 x 9	25	100	4,200
550-400-00365	1/2 x 10	25	100	4,200
550-400-00370	1/2 x 11	25	100	4,200
550-400-00375	1/2 x 12	25	100	4,200
550-400-00380	3/4 CLOSE	25	400	16,800
550-400-00385	3/4 x 1-1/2	25	400	16,800
550-400-00390	3/4 x 2	25	300	12,600
550-400-00395	3/4 x 2-3/4	25	300	12,600
550-400-00400	3/4 x 2-1/2	25	300	12,600
550-400-00405	3/4 x 3	25	200	8,400
550-400-00410	3/4 x 3-1/2	25	200	8,400
550-400-00415	3/4 x 4	25	150	6,300
550-400-00420	3/4 x 4-1/2	25	150	6,300
550-400-00425	3/4 x 5	25	100	4,200
550-400-00430	3/4 x 5-1/2	25	100	4,200
550-400-00435	3/4 x 6	25	100	4,200
550-400-00440	3/4 x 6-1/2	25	75	3,150
550-400-00445	3/4 x 6-1/4	25	75	3,150
550-400-00450	3/4 x 7	25	75	3,150
550-400-00455	3/4 x 8	25	75	3,150
550-400-00460	3/4 x 9	25	50	2,100
550-400-00465	3/4 x 10	25	50	2,100
550-400-00470	3/4 x 11	25	50	2,100
550-400-00475	3/4 x 12	25	50	2,100
550-400-00480	1 x CLOSE	25	200	8,400
550-400-00485	1 x 2	25	200	8,400
550-400-00490	1 x 2-1/2	25	150	6,300
550-400-00495	1 x 3	25	150	6,300
550-400-00500	1 x 3-1/2	25	100	4,200
550-400-00505	1 x 4	25	100	4,200
550-400-00510	1 x 4-1/2	25	100	4,200
550-400-00515	1 x 5	25	75	3,150
550-400-00520	1 x 5-1/2	25	75	3,150
550-400-00525	1 x 6	25	50	2,100



*Continued on Next Page*

Import 304SS Nipples *Continued*



PART NUMBER	SIZE (IN)	INNER	MASTER	PALLET	PART NUMBER	SIZE (IN)	INNER	MASTER	PALLET
550-400-00530	1 x 6-1/2	25	50	2,100	550-400-00745	2 x 3-3/4	-	25	1,050
550-400-00535	1 x 7	25	50	2,100	550-400-00750	2 x 3-1/2	-	25	1,050
550-400-00540	1 x 8	25	50	2,100	550-400-00755	2 x 4	-	25	1,050
550-400-00545	1 x 9	25	50	2,100	550-400-00760	2 x 4-1/2	-	25	1,050
550-400-00550	1 x 10	20	40	1,680	550-400-00765	2 x 5	-	25	1,050
550-400-00555	1 x 11	20	40	1,680	550-400-00770	2 x 5-1/2	-	25	1,050
550-400-00560	1 x 12	20	40	1,680	550-400-00775	2 x 6	-	25	1,050
550-400-00565	1-1/4 x CLOSE	25	150	6,300	550-400-00780	2 x 7	-	18	756
550-400-00570	1-1/4 x 2	25	100	4,200	550-400-00785	2 x 8	-	18	756
550-400-00575	1-1/4 x 2-1/2	25	100	4,200	550-400-00790	2 x 9	-	18	756
550-400-00580	1-1/4 x 3	25	100	4,200	550-400-00795	2 x 10	-	14	588
550-400-00585	1-1/4 x 3-1/2	25	50	2,100	550-400-00800	2 x 11	-	14	588
550-400-00590	1-1/4 x 4	25	50	2,100	550-400-00805	2 x 12	-	14	588
550-400-00595	1-1/4 x 4-1/2	25	50	2,100	550-400-00810	2-1/2 x CLOSE	-	36	1,512
550-400-00600	1-1/4 x 5	25	50	2,100	550-400-00815	2-1/2 x 3	-	36	1,512
550-400-00605	1-1/4 x 5-1/2	25	50	2,100	550-400-00820	2-1/2 x 3-1/2	-	27	1,134
550-400-00610	1-1/4 x 6	25	50	2,100	550-400-00825	2-1/2 x 4	-	27	1,134
550-400-00615	1-1/4 x 7	15	30	1,260	550-400-00830	2-1/2 x 4-1/2	-	24	1,008
550-400-00620	1-1/4 x 8	15	30	1,260	550-400-00835	2-1/2 x 5	-	18	756
550-400-00625	1-1/4 x 9	15	30	1,260	550-400-00840	2-1/2 x 5-1/2	-	18	756
550-400-00630	1-1/4 x 10	-	30	1,260	550-400-00845	2-1/2 x 6	-	18	756
550-400-00635	1-1/4 x 11	-	30	1,260	550-400-00850	2-1/2 x 6-1/2	-	14	588
550-400-00640	1-1/4 x 12	-	30	1,260	550-400-00855	2-1/2 x 7	-	14	588
550-400-00645	1-1/2 x CLOSE	25	100	4,200	550-400-00860	2-1/2 x 8	-	12	504
550-400-00650	1-1/2 x 2	25	100	4,200	550-400-00865	2-1/2 x 9	-	12	504
550-400-00655	1-1/2 x 2-1/2	25	50	2,100	550-400-00870	2-1/2 x 10	-	9	378
550-400-00660	1-1/2 x 3	25	50	2,100	550-400-00875	2-1/2 x 11	-	9	378
550-400-00665	1-1/2 x 3-1/2	25	50	2,100	550-400-00880	2-1/2 x 12	-	9	378
550-400-00670	1-1/2 x 4	25	50	2,100	550-400-00885	3 x CLOSE	-	24	1,008
550-400-00675	1-1/2 x 4-1/2	-	50	2,100	550-400-00890	3 x 3	-	24	1,008
550-400-00680	1-1/2 x 5	-	40	1,680	550-400-00895	3 x 3-1/2	-	18	756
550-400-00685	1-1/2 x 5-1/2	-	40	1,680	550-400-00900	3 x 4	-	18	756
550-400-00690	1-1/2 x 6	-	40	1,680	550-400-00905	3 x 4-1/2	-	16	672
550-400-00695	1-1/2 x 6-1/2	-	35	1,470	550-400-00910	3 x 5	-	12	504
550-400-00700	1-1/2 x 7	-	35	1,470	550-400-00915	3 x 5-1/2	-	12	504
550-400-00705	1-1/2 x 8	-	25	1,050	550-400-00920	3 x 6	-	12	504
550-400-00710	1-1/2 x 9	-	25	1,050	550-400-00925	3 x 7	-	9	378
550-400-00715	1-1/2 x 10	-	15	630	550-400-00930	3 x 8	-	9	378
550-400-00720	1-1/2 x 11	-	15	630	550-400-00935	3 x 9	-	8	336
550-400-00725	1-1/2 x 12	-	15	630	550-400-00940	3 x 10	-	6	252
550-400-00730	2 x CLOSE	25	50	2,100	550-400-00945	3 x 11	-	6	252
550-400-00735	2 x 2-1/2	25	50	2,100	550-400-00950	3 x 12	-	6	252
550-400-00740	2 x 3	-	50	2,100					

*Continued on Next Page*

Import 304SS Nipples *Continued*

PART NUMBER	SIZE (IN)	INNER	MASTER	PALLET	PART NUMBER	SIZE (IN)	INNER	MASTER	PALLET
550-400-00955	4 x CLOSE	-	15	630	550-400-01170	1/4 x 60	-	5	925
550-400-00960	4 x 3	-	12	504	550-400-01175	1/4 x 72	-	5	750
550-400-00965	4 x 3-1/2	-	12	504	550-400-01180	1/4 x 120	-	5	450
550-400-00970	4 x 4	-	12	504	550-400-01185	1/2 x 13	-	5	2,225
550-400-00975	4 x 4-1/2	-	10	420	550-400-01190	1/2 x 14	-	5	2,030
550-400-00980	4 x 5	-	8	336	550-400-01195	1/2 x 16	-	5	1,875
550-400-00985	4 x 5-1/2	-	8	336	550-400-01200	1/2 x 18	-	5	1,575
550-400-00990	4 x 6	-	8	336	550-400-01205	1/2 x 24	-	5	1,175
550-400-00995	4 x 7	-	8	336	550-400-01210	1/2 x 36	-	5	775
550-400-01000	4 x 8	-	5	210	550-400-01215	1/2 x 48	-	5	600
550-400-01005	4 x 9	-	5	210	550-400-01220	1/2 x 60	-	5	475
550-400-01010	4 x 10	-	4	168	550-400-01225	1/2 x 72	-	5	400
550-400-01015	4 x 11	-	4	168	550-400-01230	1/2 x 120	-	5	225
550-400-01020	4 x 12	-	4	168	550-400-01235	3/4 x 16	-	5	1,475
550-400-01025	5 x CLOSE	-	4	168	550-400-01240	3/4 x 18	-	5	1,150
550-400-01030	5 x 6	-	2	84	550-400-01245	3/4 x 24	-	5	875
550-400-01035	5 x 8	-	1	42	550-400-01250	3/4 x 36	-	5	575
550-400-01040	5 x 12	-	1	42	550-400-01255	3/4 x 48	-	5	425
550-400-01045	6 x CLOSE	-	4	168	550-400-01260	3/4 x 60	-	5	350
550-400-01050	6 x 5	-	2	84	550-400-01265	3/4 x 72	-	5	275
550-400-01055	6 x 6	-	2	84	550-400-01270	3/4 x 120	-	5	175
550-400-01060	6 x 8	-	1	42	550-400-01275	1 x 16	-	3	630
550-400-01065	6 x 10	-	1	42	550-400-01280	1 x 18	-	3	825
550-400-01070	6 x 12	-	5	210	550-400-01285	1 x 24	-	3	621
550-400-01075	1/8 x 18	-	5	5,000	550-400-01290	1 x 36	-	3	405
550-400-01080	1/8 x 24	-	5	4,000	550-400-01295	1 x 48	-	3	306
550-400-01085	1/8 x 36	-	5	2,700	550-400-01300	1 x 60	-	3	243
550-400-01090	1/8 x 48	-	5	2,000	550-400-01305	1 x 72	-	3	207
550-400-01095	1/8 x 60	-	5	1,600	550-400-01310	1 x 120	-	3	126
550-400-01100	1/8 x 72	-	5	1,350	550-400-01315	1-1/2 x 18	-	3	468
550-400-01105	1/8 x 120	-	5	800	550-400-01320	1-1/2 x 24	-	3	351
550-400-01110	3/8 x 18	-	5	2,375	550-400-01325	1-1/2 x 26	-	3	324
550-400-01115	3/8 x 24	-	5	1,775	550-400-01330	1-1/2 x 36	-	3	234
550-400-01120	3/8 x 36	-	5	1,200	550-400-01335	1-1/2 x 48	-	3	171
550-400-01125	3/8 x 48	-	5	900	550-400-01340	1-1/2 x 60	-	3	135
550-400-01130	3/8 x 60	-	5	700	550-400-01345	1-1/2 x 72	-	3	117
550-400-01135	3/8 x 72	-	5	600	550-400-01350	1-1/2 x 120	-	3	72
550-400-01140	3/8 x 120	-	5	350	550-400-01355	1-1/4 x 14	-	3	432
550-400-01145	1/4 x 16	-	5	3,425	550-400-01360	1-1/4 x 16	-	3	378
550-400-01150	1/4 x 18	-	5	3,000	550-400-01365	1-1/4 x 18	-	3	558
550-400-01155	1/4 x 24	-	5	2,300	550-400-01370	1-1/4 x 24	-	3	423
550-400-01160	1/4 x 36	-	5	1,525	550-400-01375	1-1/4 x 36	-	3	279
550-400-01165	1/4 x 48	-	5	1,150					



*Continued on Next Page*

**Import 304SS Nipples** *Continued*



PART NUMBER	SIZE (IN)	INNER	MASTER	PALLET
550-400-01380	1-1/4 x 48	-	3	207
550-400-01385	1-1/4 x 60	-	3	171
550-400-01390	1-1/4 x 72	-	3	135
550-400-01395	1-1/4 x 120	-	3	81
550-400-01400	2 x 14	-	3	306
550-400-01405	2 x 16	-	3	261
550-400-01410	2 x 18	-	3	396
550-400-01415	2 x 24	-	3	297
550-400-01420	2 x 36	-	3	198
550-400-01425	2 x 48	-	3	144
550-400-01430	2 x 60	-	3	117

PART NUMBER	SIZE (IN)	INNER	MASTER	PALLET
550-400-01435	2 x 72	-	3	99
550-400-01440	2 x 120	-	3	54
550-400-01445	2-1/2 x 18	-	3	153
550-400-01450	2-1/2 x 24	-	3	108
550-400-01455	2-1/2 x 36	-	3	72
550-400-01460	3 x 16	-	3	126
550-400-01465	3 x 18	-	3	189
550-400-01470	3 x 24	-	3	144
550-400-01475	3 x 36	-	3	99
550-400-01480	4 x 18	-	3	135
550-400-01485	4 x 24	-	3	99

**Import 316SS Nipples**



PART NUMBER	SIZE (IN)	INNER	MASTER	PALLET
550-425-00000	1/8 CLOSE	25	400	16,800
550-425-00005	1/8 x 1-1/2	25	400	16,800
550-425-00010	1/8 x 2	25	400	16,800
550-425-00015	1/8 x 2-1/2	25	400	16,800
550-425-00020	1/8 x 3	25	400	16,800
550-425-00025	1/8 x 3-1/2	25	400	16,800
550-425-00030	1/8 x 4	25	400	16,800
550-425-00035	1/8 x 4-1/2	25	400	16,800
550-425-00040	1/8 x 5	25	400	16,800
550-425-00045	1/8 x 5-1/2	25	400	16,800
550-425-00050	1/8 x 6	25	400	16,800
550-425-00055	1/8 x 7	25	400	16,800
550-425-00060	1/8 x 8	25	400	16,800
550-425-00065	1/8 x 9	25	200	8,400
550-425-00070	1/8 x 10	25	200	8,400
550-425-00075	1/8 x 11	25	200	8,400
550-425-00080	1/8 x 12	25	200	8,400
550-425-00085	1/4 CLOSE	25	400	16,800
550-425-00090	1/4 x 1-1/2	25	400	16,800
550-425-00095	1/4 x 2	25	400	16,800
550-425-00100	1/4 x 2-1/2	25	400	16,800
550-425-00105	1/4 x 3	25	400	16,800
550-425-00110	1/4 x 3-1/2	25	400	16,800
550-425-00115	1/4 x 4	25	400	16,800
550-425-00120	1/4 x 4-1/2	25	400	16,800

PART NUMBER	SIZE (IN)	INNER	MASTER	PALLET
550-425-00125	1/4 x 5	25	400	16,800
550-425-00130	1/4 x 5-1/2	25	400	16,800
550-425-00135	1/4 x 6	25	400	16,800
550-425-00140	1/4 x 6-1/2	25	200	8,400
550-425-00145	1/4 x 7	25	200	8,400
550-425-00150	1/4 x 8	25	200	8,400
550-425-00155	1/4 x 9	25	200	8,400
550-425-00160	1/4 x 10	25	200	8,400
550-425-00165	1/4 x 11	25	200	8,400
550-425-00170	1/4 x 12	25	200	8,400
550-425-00175	3/8 CLOSE	25	400	16,800
550-425-00180	3/8 x 1-1/2	25	400	16,800
550-425-00185	3/8 x 2	25	400	16,800
550-425-00190	3/8 x 2-1/2	25	400	16,800
550-425-00195	3/8 x 3	25	400	16,800
550-425-00200	3/8 x 3-1/2	25	400	16,800
550-425-00205	3/8 x 4	25	400	16,800
550-425-00210	3/8 x 4-1/2	25	400	16,800
550-425-00215	3/8 x 5	25	300	12,600
550-425-00220	3/8 x 5-1/2	25	300	12,600
550-425-00225	3/8 x 6	25	300	12,600
550-425-00230	3/8 x 7	25	150	6,300
550-425-00235	3/8 x 8	25	150	6,300
550-425-00240	3/8 x 9	25	100	4,200

*Continued on Next Page*

Import 316SS Nipples *Continued*

PART NUMBER	SIZE (IN)	INNER	MASTER	PALLET	PART NUMBER	SIZE (IN)	INNER	MASTER	PALLET
550-425-00245	3/8 x 10	25	100	4,200	550-425-00455	1 x 3	25	150	6,300
550-425-00250	3/8 x 11	25	100	4,200	550-425-00460	1 x 3-1/2	25	100	4,200
550-425-00255	3/8 x 12	25	100	4,200	550-425-00465	1 x 4	25	100	4,200
550-425-00260	1/2 CLOSE	25	400	16,800	550-425-00470	1 x 4-1/2	25	100	4,200
550-425-00265	1/2 x 1-1/2	25	400	16,800	550-425-00475	1 x 5	25	75	3,150
550-425-00270	1/2 x 2	25	400	16,800	550-425-00480	1 x 5-1/2	25	75	3,150
550-425-00275	1/2 x 2-1/2	25	300	12,600	550-425-00485	1 x 6	25	50	2,100
550-425-00280	1/2 x 3	25	300	12,600	550-425-00490	1 x 6-1/2	25	50	2,100
550-425-00285	1/2 x 3-1/2	25	300	12,600	550-425-00495	1 x 7	25	50	2,100
550-425-00290	1/2 x 4	25	200	8,400	550-425-00500	1 x 8	25	50	2,100
550-425-00295	1/2 x 4-1/2	25	200	8,400	550-425-00505	1 x 9	25	50	2,100
550-425-00300	1/2 x 5	25	200	8,400	550-425-00510	1 x 10	20	40	1,680
550-425-00305	1/2 x 5-1/2	25	200	8,400	550-425-00515	1 x 11	20	40	1,680
550-425-00310	1/2 x 6	25	200	8,400	550-425-00520	1 x 12	20	40	1,680
550-425-00315	1/2 x 6-1/2	25	200	8,400	550-425-00525	1-1/4 x CLOSE	25	50	2,100
550-425-00320	1/2 x 7	25	100	4,200	550-425-00530	1-1/4 x 2	25	150	6,300
550-425-00325	1/2 x 8	25	100	4,200	550-425-00535	1-1/4 x 2-1/2	25	100	4,200
550-425-00330	1/2 x 9	25	100	4,200	550-425-00540	1-1/4 x 3	25	100	4,200
550-425-00335	1/2 x 10	25	100	4,200	550-425-00545	1-1/4 x 3-1/2	25	50	2,100
550-425-00340	1/2 x 11	25	100	4,200	550-425-00550	1-1/4 x 4	25	50	2,100
550-425-00345	1/2 x 12	25	100	4,200	550-425-00555	1-1/4 x 4-1/2	25	50	2,100
550-425-00350	3/4 CLOSE	25	400	16,800	550-425-00560	1-1/4 x 5	25	50	2,100
550-425-00355	3/4 x 1-1/2	25	400	16,800	550-425-00565	1-1/4 x 5-1/2	25	50	2,100
550-425-00360	3/4 x 2	25	300	12,600	550-425-00570	1-1/4 x 6	25	50	2,100
550-425-00365	3/4 x 2-1/2	25	300	12,600	550-425-00575	1-1/4 x 7	15	30	1,260
550-425-00370	3/4 x 3	25	200	8,400	550-425-00580	1-1/4 x 8	15	30	1,260
550-425-00375	3/4 x 3-1/2	25	200	8,400	550-425-00585	1-1/4 x 9	15	30	1,260
550-425-00380	3/4 x 4	25	150	6,300	550-425-00590	1-1/4 x 10	-	30	1,260
550-425-00385	3/4 x 4-1/2	25	150	6,300	550-425-00595	1-1/4 x 11	-	30	1,260
550-425-00390	3/4 x 5	25	100	4,200	550-425-00600	1-1/4 x 12	-	30	1,260
550-425-00395	3/4 x 5-1/2	25	100	4,200	550-425-00605	1-1/2 x CLOSE	25	100	4,200
550-425-00400	3/4 x 6	25	100	4,200	550-425-00610	1-1/2 x 2	25	100	4,200
550-425-00405	3/4 x 6-1/2	25	75	3,150	550-425-00615	1-1/2 x 2-1/2	25	50	2,100
550-425-00410	3/4 x 7	25	75	3,150	550-425-00620	1-1/2 x 3	25	50	2,100
550-425-00415	3/4 x 8	25	75	3,150	550-425-00625	1-1/2 x 3-1/2	25	50	2,100
550-425-00420	3/4 x 9	25	50	2,100	550-425-00630	1-1/2 x 4	25	50	2,100
550-425-00425	3/4 x 10	25	50	2,100	550-425-00635	1-1/2 x 4-1/2	-	50	2,100
550-425-00430	3/4 x 11	25	50	2,100	550-425-00640	1-1/2 x 5	-	40	1,680
550-425-00435	3/4 x 12	25	50	2,100	550-425-00645	1-1/2 x 5-1/2	-	40	1,680
550-425-00440	1 x CLOSE	25	200	8,400	550-425-00650	1-1/2 x 6	-	40	1,680
550-425-00445	1 x 2	25	200	8,400	550-425-00655	1-1/2 x 7	-	35	1,470
550-425-00450	1 x 2-1/2	25	150	6,300	550-425-00660	1-1/2 x 8	-	25	1,050



*Continued on Next Page*

Import 316SS Nipples *Continued*



PART NUMBER	SIZE (IN)	INNER	MASTER	PALLET	PART NUMBER	SIZE (IN)	INNER	MASTER	PALLET
550-425-00665	1-1/2 x 9	-	25	1,050	550-425-00875	3 x 8	-	8	336
550-425-00670	1-1/2 x 10	-	15	630	550-425-00880	3 x 9	-	8	336
550-425-00675	1-1/2 x 11	-	15	630	550-425-00885	3 x 10	-	6	252
550-425-00680	1-1/2 x 12	-	15	630	550-425-00890	3 x 11	-	6	252
550-425-00685	2 x CLOSE	25	50	2,100	550-425-00895	3 x 12	-	6	252
550-425-00690	2 x 2-1/2	25	50	2,100	550-425-00900	4 x CLOSE	-	15	630
550-425-00695	2 x 3	-	50	2,100	550-425-00905	4 x 4	-	12	504
550-425-00700	2 x 3-1/2	-	25	1,050	550-425-00910	4 x 4-1/2	-	12	504
550-425-00705	2 x 4	-	25	1,050	550-425-00915	4 x 5	-	8	336
550-425-00710	2 x 4-1/2	-	25	1,050	550-425-00920	4 x 5-1/2	-	8	336
550-425-00715	2 x 5	-	25	1,050	550-425-00925	4 x 6	-	8	336
550-425-00720	2 x 5-1/2	-	25	1,050	550-425-00930	4 x 7	-	5	210
550-425-00725	2 x 6	-	25	1,050	550-425-00935	4 x 8	-	5	210
550-425-00730	2 x 7	-	18	756	550-425-00940	4 x 9	-	5	210
550-425-00735	2 x 8	-	18	756	550-425-00945	4 x 10	-	4	168
550-425-00740	2 x 9	-	18	756	550-425-00950	4 x 11	-	4	168
550-425-00745	2 x 10	-	14	588	550-425-00955	4 x 12	-	4	168
550-425-00750	2 x 11	-	14	588	550-425-00960	6 x CLOSE	-	4	168
550-425-00755	2 x 12	-	14	588	550-425-00965	6 x 6	-	2	84
550-425-00760	2-1/2 x CLOSE	-	36	1,512	550-425-00970	6 x 8	-	1	42
550-425-00765	2-1/2 x 3	-	36	1,512	550-425-00975	6 x 12	-	1	42
550-425-00770	2-1/2 x 3-1/2	-	27	1,134	550-425-00980	1/8 x 18	-	5	5,000
550-425-00775	2-1/2 x 4	-	27	1,134	550-425-00985	1/8 x 24	-	5	4,000
550-425-00780	2-1/2 x 4-1/2	-	24	1,008	550-425-00990	1/8 x 36	-	5	2,700
550-425-00785	2-1/2 x 5	-	18	756	550-425-00995	1/8 x 48	-	5	2,000
550-425-00790	2-1/2 x 5-1/2	-	18	756	550-425-01000	1/8 x 60	-	5	1,600
550-425-00795	2-1/2 x 6	-	18	756	550-425-01005	1/8 x 72	-	5	1,350
550-425-00800	2-1/2 x 7	-	14	588	550-425-01010	1/8 x 120	-	5	800
550-425-00805	2-1/2 x 8	-	12	504	550-425-01015	1/4 x 18	-	5	3,000
550-425-00810	2-1/2 x 9	-	12	504	550-425-01020	1/4 x 24	-	5	2,300
550-425-00815	2-1/2 x 10	-	9	378	550-425-01025	1/4 x 36	-	5	1,525
550-425-00820	2-1/2 x 11	-	9	378	550-425-01030	1/4 x 48	-	5	1,150
550-425-00825	2-1/2 x 12	-	9	378	550-425-01035	1/4 x 60	-	5	925
550-425-00830	3 x CLOSE	-	24	1,008	550-425-01040	1/4 x 72	-	5	750
550-425-00835	3 x 3	-	24	1,008	550-425-01045	1/4 x 120	-	5	450
550-425-00840	3 x 3-1/2	-	18	756	550-425-01050	3/8 x 18	-	5	2,375
550-425-00845	3 x 4	-	18	756	550-425-01055	3/8 x 24	-	5	1,775
550-425-00850	3 x 4-1/2	-	16	672	550-425-01060	3/8 x 36	-	5	1,200
550-425-00855	3 x 5	-	12	504	550-425-01065	3/8 x 48	-	5	900
550-425-00860	3 x 5-1/2	-	12	504	550-425-01070	3/8 x 60	-	5	700
550-425-00865	3 x 6	-	12	504	550-425-01075	3/8 x 72	-	5	600
550-425-00870	3 x 7	-	9	378	550-425-01080	3/8 x 120	-	5	350

*Continued on Next Page*

**Import 316SS Nipples** *Continued*

PART NUMBER	SIZE (IN)	INNER	MASTER	PALLET
550-425-01085	1/2 x 18	-	5	1,575
550-425-01090	1/2 x 24	-	5	1,175
550-425-01095	1/2 x 36	-	5	775
550-425-01100	1/2 x 48	-	5	600
550-425-01105	1/2 x 60	-	5	475
550-425-01110	1/2 x 72	-	5	400
550-425-01115	1/2 x 120	-	5	225
550-425-01120	3/4 x 18	-	5	1,150
550-425-01125	3/4 x 24	-	5	875
550-425-01130	3/4 x 36	-	5	575
550-425-01135	3/4 x 48	-	5	425
550-425-01140	3/4 x 60	-	5	350
550-425-01145	3/4 x 72	-	5	275
550-425-01150	3/4 x 120	-	5	175
550-425-01155	1 x 18	-	3	825
550-425-01160	1 x 24	-	3	621
550-425-01165	1 x 36	-	3	405
550-425-01170	1 x 48	-	3	306
550-425-01175	1 x 60	-	3	243
550-425-01180	1 x 72	-	3	207
550-425-01185	1 x 120	-	3	126
550-425-01190	1-1/4 x 18	-	3	558
550-425-01195	1-1/4 x 24	-	3	423
550-425-01200	1-1/4 x 36	-	3	279

PART NUMBER	SIZE (IN)	INNER	MASTER	PALLET
550-425-01205	1-1/4 x 48	-	3	207
550-425-01210	1-1/4 x 60	-	3	171
550-425-01215	1-1/4 x 72	-	3	135
550-425-01220	1-1/4 x 120	-	3	81
550-425-01225	1-1/2 x 18	-	3	468
550-425-01230	1-1/2 x 24	-	3	351
550-425-01235	1-1/2 x 36	-	3	234
550-425-01240	1-1/2 x 48	-	3	171
550-425-01245	1-1/2 x 60	-	3	135
550-425-01250	1-1/2 x 72	-	3	117
550-425-01255	1-1/2 x 120	-	3	72
550-425-01260	2 x 18	-	3	396
550-425-01265	2 x 24	-	3	297
550-425-01270	2 x 36	-	3	198
550-425-01275	2 x 48	-	3	144
550-425-01280	2 x 60	-	3	117
550-425-01285	2 x 72	-	3	99
550-425-01290	2 x 120	-	3	54
550-425-01295	3 x 18	-	3	189
550-425-01300	3 x 24	-	3	144
550-425-01305	3 x 36	-	3	99
550-425-01310	4 x 18	-	3	135
550-425-01315	4 x 36	-	3	99



**PIPE NIPPLES**  
IMPORT STEEL NIPPLES

**Import Black Adapter Thread x Groove Nipples - 4"**

PART NUMBER	SIZE (IN)	INNER	MASTER	PALLET
400-200-27999	1 x 4	25	100	4,800
400-200-28001	1-1/4 x 4	25	100	4,800
400-200-28011	1-1/2 x 4	25	50	2,400
400-200-28021	2 x 4	—	25	1,200

PART NUMBER	SIZE (IN)	INNER	MASTER	PALLET
400-200-28031	2-1/2 x 4	—	30	1,440
400-200-28041	3 x 4	—	15	720
400-200-28051	4 x 4	—	10	480



**Import Black Adapter Thread x Groove Nipples - 6"**

PART NUMBER	SIZE (IN)	INNER	MASTER	PALLET
400-200-28000	1-1/4 x 6	25	50	2,400
400-200-28010	1-1/2 x 6	25	50	2,400
400-200-28020	2 x 6	—	25	1,200
400-200-28030	2-1/2 x 6	—	20	960

PART NUMBER	SIZE (IN)	INNER	MASTER	PALLET
400-200-28040	3 x 6	—	10	480
400-200-28050	4 x 6	—	8	384
400-200-28060	5 x 6	—	5	240
400-200-28070	6 x 6	—	5	240



**Import Black Pipe Nipples**



PART NUMBER	SIZE (IN)	INNER	MASTER	PALLET	PART NUMBER	SIZE (IN)	INNER	MASTER	PALLET
550-155-00020	1/8 x CLOSE	25	600	28,800	550-155-00860	3/8 x CLOSE	25	600	28,800
550-155-00040	1/8 x 1-1/2	25	600	28,800	550-155-00880	3/8 x 1-1/2	25	600	28,800
550-155-00060	1/8 x 2	25	600	28,800	550-155-00900	3/8 x 2	25	600	28,800
550-155-00080	1/8 x 2-1/2	25	600	28,800	550-155-00920	3/8 x 2-1/2	25	400	19,200
550-155-00100	1/8 x 3	25	600	28,800	550-155-00940	3/8 x 3	25	400	19,200
550-155-00120	1/8 x 3-1/2	25	600	28,800	550-155-00960	3/8 x 3-1/2	25	400	19,200
550-155-00140	1/8 x 4	25	600	28,800	550-155-00980	3/8 x 4	25	300	14,400
550-155-00160	1/8 x 4-1/2	25	400	19,200	550-155-01000	3/8 x 4-1/2	25	300	14,400
550-155-00180	1/8 x 5	25	400	19,200	550-155-01020	3/8 x 5	25	300	14,400
550-155-00200	1/8 x 5-1/2	25	400	19,200	550-155-01040	3/8 x 5-1/2	25	200	9,600
550-155-00220	1/8 x 6	25	400	19,200	550-155-01060	3/8 x 6	25	200	9,600
550-155-00240	1/8 x 6-1/2	25	200	9,600	550-155-01080	3/8 x 6-1/2	25	200	9,600
550-155-00260	1/8 x 7	25	200	9,600	550-155-01100	3/8 x 7	25	200	9,600
550-155-00280	1/8 x 7-1/2	25	200	9,600	550-155-01120	3/8 x 7-1/2	25	150	7,200
550-155-00300	1/8 x 8	25	200	9,600	550-155-01140	3/8 x 8	25	150	7,200
550-155-00320	1/8 x 8-1/2	25	200	9,600	550-155-01160	3/8 x 8-1/2	25	150	7,200
550-155-00340	1/8 x 9	25	200	9,600	550-155-01180	3/8 x 9	25	150	7,200
550-155-00360	1/8 x 9-1/2	25	150	7,200	550-155-01200	3/8 x 9-1/2	25	100	4,800
550-155-00380	1/8 x 10	25	150	7,200	550-155-01220	3/8 x 10	25	100	4,800
550-155-00400	1/8 x 11	25	150	7,200	550-155-01240	3/8 x 10-1/2	25	100	4,800
550-155-00420	1/8 x 12	25	150	7,200	550-155-01260	3/8 x 11	25	100	4,800
550-155-00440	1/4 x CLOSE	25	600	28,800	550-155-01280	3/8 x 11-1/2	25	100	4,800
550-155-00460	1/4 x 1-1/2	25	600	28,800	550-155-01300	3/8 x 12	25	100	4,800
550-155-00480	1/4 x 2	25	600	28,800	550-155-01320	1/2 x CLOSE	25	600	28,800
550-155-00500	1/4 x 2-1/2	25	600	28,800	550-155-01340	1/2 x 1-1/2	25	600	28,800
550-155-00520	1/4 x 3	25	600	28,800	550-155-01360	1/2 x 2	25	600	28,800
550-155-00540	1/4 x 3-1/2	25	400	19,200	550-155-01380	1/2 x 2-1/2	25	400	19,200
550-155-00560	1/4 x 4	25	400	19,200	550-155-01400	1/2 x 3	25	400	19,200
550-155-00580	1/4 x 4-1/2	25	400	19,200	550-155-01420	1/2 x 3-1/2	25	300	14,400
550-155-00600	1/4 x 5	25	300	14,400	550-155-01440	1/2 x 4	25	300	14,400
550-155-00620	1/4 x 5-1/2	25	300	14,400	550-155-01460	1/2 x 4-1/2	25	200	9,600
550-155-00640	1/4 x 6	25	300	14,400	550-155-01480	1/2 x 5	25	200	9,600
550-155-00660	1/4 x 6-1/2	25	200	9,600	550-155-01500	1/2 x 5-1/2	25	200	9,600
550-155-00680	1/4 x 7	25	200	9,600	550-155-01520	1/2 x 6	25	200	9,600
550-155-00700	1/4 x 7-1/2	25	200	9,600	550-155-01540	1/2 x 6-1/2	25	100	4,800
550-155-00720	1/4 x 8	25	200	9,600	550-155-01560	1/2 x 7	25	100	4,800
550-155-00740	1/4 x 8-1/2	25	200	9,600	550-155-01580	1/2 x 7-1/2	25	100	4,800
550-155-00760	1/4 x 9	25	200	9,600	550-155-01600	1/2 x 8	25	100	4,800
550-155-00780	1/4 x 9-1/2	25	150	7,200	550-155-01620	1/2 x 8-1/2	25	100	4,800
550-155-00800	1/4 x 10	25	150	7,200	550-155-01640	1/2 x 9	25	100	4,800
550-155-00820	1/4 x 11	25	150	7,200	550-155-01660	1/2 x 9-1/2	25	75	3,600
550-155-00840	1/4 x 12	25	150	7,200	550-155-01680	1/2 x 10	25	75	3,600

*Continued on Next Page*

Import Black Pipe Nipples *Continued*

PART NUMBER	SIZE (IN)	INNER	MASTER	PALLET	PART NUMBER	SIZE (IN)	INNER	MASTER	PALLET
550-155-01700	1/2 x 10-1/2	25	75	3,600	550-155-02520	1 x 9-1/2	25	50	2,400
550-155-01720	1/2 x 11	25	75	3,600	550-155-02540	1 x 10	25	50	2,400
550-155-01740	1/2 x 11-1/2	25	75	3,600	550-155-14320	1 x 10-1/2	25	50	2,400
550-155-01760	1/2 x 12	25	75	3,600	550-155-02560	1 x 11	25	50	2,400
550-155-01780	3/4 x CLOSE	25	400	19,200	550-155-02580	1 x 12	25	50	2,400
550-155-01800	3/4 x 1-1/2	25	400	19,200	550-155-02600	1-1/4 x CLOSE	25	150	7,200
550-155-01820	3/4 x 2	25	300	14,400	550-155-02620	1-1/4 x 2	25	150	7,200
550-155-01840	3/4 x 2-1/2	25	300	14,400	550-155-02640	1-1/4 x 2-1/2	25	150	7,200
550-155-01860	3/4 x 3	25	200	9,600	550-155-02660	1-1/4 x 3	25	100	4,800
550-155-01880	3/4 x 3-1/2	25	200	9,600	550-155-02680	1-1/4 x 3-1/2	25	100	4,800
550-155-01900	3/4 x 4	25	150	7,200	550-155-02700	1-1/4 x 4	25	100	4,800
550-155-01920	3/4 x 4-1/2	25	150	7,200	550-155-02720	1-1/4 x 4-1/2	25	75	3,600
550-155-01940	3/4 x 5	25	100	4,800	550-155-02740	1-1/4 x 5	25	75	3,600
550-155-01960	3/4 x 5-1/2	25	100	4,800	550-155-02760	1-1/4 x 5-1/2	25	75	3,600
550-155-01980	3/4 x 6	25	100	4,800	550-155-02780	1-1/4 x 6	25	50	2,400
550-155-02000	3/4 x 6-1/2	25	75	3,600	550-155-02800	1-1/4 x 6-1/2	25	50	2,400
550-155-02020	3/4 x 7	25	75	3,600	550-155-02820	1-1/4 x 7	25	50	2,400
550-155-02040	3/4 x 7-1/2	25	75	3,600	550-155-02840	1-1/4 x 7-1/2	25	50	2,400
550-155-02060	3/4 x 8	25	75	3,600	550-155-02860	1-1/4 x 8	25	50	2,400
550-155-02080	3/4 x 8-1/2	25	75	3,600	550-155-02880	1-1/4 x 8-1/2	25	50	2,400
550-155-02100	3/4 x 9	25	75	3,600	550-155-02900	1-1/4 x 9	25	50	2,400
550-155-02120	3/4 x 9-1/2	25	50	2,400	550-155-02920	1-1/4 x 9-1/2	—	40	1,920
550-155-02140	3/4 x 10	25	50	2,400	550-155-02940	1-1/4 x 10	—	40	1,920
550-155-02160	3/4 x 11	25	50	2,400	550-155-02960	1-1/4 x 10-1/2	—	40	1,920
550-155-02180	3/4 x 12	25	50	2,400	550-155-14300	1-1/4 x 10-3/4	—	40	1,920
550-155-02200	1 x CLOSE	25	300	14,400	550-155-02980	1-1/4 x 11	—	40	1,920
550-155-02220	1 x 2	25	200	9,600	550-155-03000	1-1/4 x 11-1/2	—	30	1,440
550-155-02240	1 x 2-1/2	25	200	9,600	550-155-03020	1-1/4 x 12	—	30	1,440
550-155-02260	1 x 3	25	150	7,200	550-155-03040	1-1/2 x CLOSE	25	100	4,800
550-155-02280	1 x 3-1/2	25	150	7,200	550-155-03060	1-1/2 x 2	25	75	3,600
550-155-02300	1 x 4	25	100	4,800	550-155-03080	1-1/2 x 2-1/2	25	75	3,600
550-155-02320	1 x 4-1/2	25	100	4,800	550-155-03100	1-1/2 x 3	25	50	2,400
550-155-02340	1 x 5	25	100	4,800	550-155-03120	1-1/2 x 3-1/2	25	50	2,400
550-155-02360	1 x 5-1/2	25	75	3,600	550-155-03140	1-1/2 x 4	25	50	2,400
550-155-02380	1 x 6	25	75	3,600	550-155-03160	1-1/2 x 4-1/2	25	50	2,400
550-155-02400	1 x 6-1/2	25	50	2,400	550-155-03180	1-1/2 x 5	25	50	2,400
550-155-02420	1 x 7	25	50	2,400	550-155-03200	1-1/2 x 5-1/2	—	50	2,400
550-155-02440	1 x 7-1/2	25	50	2,400	550-155-03220	1-1/2 x 6	—	50	2,400
550-155-02460	1 x 8	25	50	2,400	550-155-03240	1-1/2 x 6-1/2	—	40	1,920
550-155-02480	1 x 8-1/2	25	50	2,400	550-155-03260	1-1/2 x 7	—	40	1,920
550-155-02500	1 x 9	25	50	2,400	550-155-03280	1-1/2 x 7-1/2	—	40	1,920



*Continued on Next Page*

**Import Black Pipe Nipples** *Continued*



PART NUMBER	SIZE (IN)	INNER	MASTER	PALLET
550-155-03300	1-1/2 x 8	—	40	1,920
550-155-03320	1-1/2 x 8-1/2	—	30	1,440
550-155-03340	1-1/2 x 9	—	30	1,440
550-155-03360	1-1/2 x 9-1/2	—	30	1,440
550-155-03380	1-1/2 x 10	—	30	1,440
550-155-03400	1-1/2 x 10-1/2	—	20	960
550-155-03420	1-1/2 x 11	—	20	960
550-155-03440	1-1/2 x 11-1/2	—	20	960
550-155-03460	1-1/2 x 12	—	20	960
550-155-03480	2 x CLOSE	25	75	3,600
550-155-14340	2 x 2-1/2	25	50	2,400
550-155-03520	2 x 3	25	50	2,400
550-155-03540	2 x 3-1/2	—	40	1,920
550-155-03560	2 x 4	—	40	1,920
550-155-03580	2 x 4-1/2	—	40	1,920
550-155-03600	2 x 5	—	40	1,920
550-155-03620	2 x 5-1/2	—	30	1,440
550-155-03640	2 x 6	—	30	1,440
550-155-03660	2 x 6-1/2	—	20	960
550-155-03680	2 x 7	—	20	960
550-155-03700	2 x 7-1/2	—	20	960
550-155-03720	2 x 8	—	20	960
550-155-03740	2 x 8-1/2	—	20	960
550-155-03760	2 x 9	—	20	960
550-155-03780	2 x 9-1/2	—	20	960
550-155-03800	2 x 10	—	20	960
550-155-03820	2 x 10-1/2	—	15	720
550-155-03840	2 x 11	—	15	720
550-155-03860	2 x 12	—	15	720
550-155-03880	2-1/2 x CLOSE	—	40	1,920
550-155-03900	2-1/2 x 3	—	40	1,920
550-155-03920	2-1/2 x 3-1/2	—	30	1,440
550-155-03940	2-1/2 x 4	—	30	1,440
550-155-03960	2-1/2 x 4-1/2	—	30	1,440
550-155-03980	2-1/2 x 5	—	20	960
550-155-04000	2-1/2 x 5-1/2	—	20	960
550-155-04020	2-1/2 x 6	—	20	960
550-155-04040	2-1/2 x 6-1/2	—	20	960
550-155-04060	2-1/2 x 7	—	20	960
550-155-04080	2-1/2 x 7-1/2	—	10	480
550-155-04100	2-1/2 x 8	—	10	480

PART NUMBER	SIZE (IN)	INNER	MASTER	PALLET
550-155-04120	2-1/2 x 8-1/2	—	10	480
550-155-04140	2-1/2 x 9	—	10	480
550-155-04160	2-1/2 x 9-1/2	—	10	480
550-155-04180	2-1/2 x 10	—	10	480
550-155-04200	2-1/2 x 11	—	10	480
550-155-04220	2-1/2 x 12	—	10	480
550-155-04240	3 x CLOSE	—	30	1,440
550-155-04260	3 x 3	—	20	960
550-155-04280	3 x 3-1/2	—	15	720
550-155-04300	3 x 4	—	15	720
550-155-04320	3 x 4-1/2	—	15	720
550-155-04340	3 x 5	—	15	720
550-155-04360	3 x 5-1/2	—	15	720
550-155-04380	3 x 6	—	10	480
550-155-04400	3 x 6-1/2	—	7	336
550-155-04420	3 x 7	—	7	336
550-155-04440	3 x 7-1/2	—	7	336
550-155-04460	3 x 8	—	7	336
550-155-04480	3 x 8-1/2	—	7	336
550-155-04500	3 x 9	—	7	336
550-155-04520	3 x 9-1/2	—	5	240
550-155-04540	3 x 10	—	5	240
550-155-04560	3 x 10-1/2	—	5	240
550-155-04580	3 x 11	—	5	240
550-155-04600	3 x 11-1/2	—	5	240
550-155-04620	3 x 12	—	5	240
550-155-04640	4 x CLOSE	—	20	960
550-155-04660	4 x 3-1/2	—	10	480
550-155-04680	4 x 4	—	10	480
550-155-04700	4 x 4-1/2	—	8	384
550-155-04720	4 x 5	—	8	384
550-155-04740	4 x 5-1/2	—	8	384
550-155-04760	4 x 6	—	8	384
550-155-04780	4 x 6-1/2	—	4	192
550-155-04800	4 x 7	—	4	192
550-155-04820	4 x 7-1/2	—	4	192
550-155-04840	4 x 8	—	4	192
550-155-04860	4 x 8-1/2	—	4	192
550-155-04880	4 x 9	—	4	192
550-155-04900	4 x 9-1/2	—	4	192
550-155-04920	4 x 10	—	4	192

*Continued on Next Page*

**Import Black Pipe Nipples** *Continued*

PART NUMBER	SIZE (IN)	INNER	MASTER	PALLET	PART NUMBER	SIZE (IN)	INNER	MASTER	PALLET
550-155-04940	4 x 10-1/2	—	4	192	550-155-05140	6 x 6-1/2	—	4	192
550-155-04960	4 x 11	—	4	192	550-155-05160	6 x 7	—	4	192
550-155-04980	4 x 11-1/2	—	4	192	550-155-05180	6 x 7-1/2	—	4	192
550-155-05000	4 x 12	—	4	192	550-155-05200	6 x 8	—	4	192
550-155-05020	6 x CLOSE	—	5	240	550-155-05220	6 x 8-1/2	—	4	192
550-155-05040	6 x 4	—	5	240	550-155-05240	6 x 9	—	4	192
550-155-05060	6 x 4-1/2	—	5	240	550-155-05260	6 x 10	—	3	144
550-155-05080	6 x 5	—	5	240	550-155-05280	6 x 11	—	3	144
550-155-05100	6 x 5-1/2	—	5	240	550-155-05300	6 x 12	—	3	144
550-155-05120	6 x 6	—	5	240					



**Import Black Pre-Cut Nipples**

PART NUMBER	SIZE (IN)	MASTER	PART NUMBER	SIZE (IN)	MASTER	PART NUMBER	SIZE (IN)	MASTER
550-155-05320	1/8 x 18	5	550-155-05840	3/4 x 18	5	550-155-14290	1-1/2 x 13	3
550-155-05340	1/8 x 24	5	550-155-05860	3/4 x 24	5	550-155-06260	1-1/2 x 18	3
550-155-05360	1/8 x 30	5	550-155-05880	3/4 x 30	5	550-155-06280	1-1/2 x 24	3
550-155-05380	1/8 x 36	5	550-155-05900	3/4 x 36	5	550-155-06300	1-1/2 x 30	3
550-155-05400	1/8 x 48	5	550-155-05910	3/4 x 42	5	550-155-06320	1-1/2 x 36	3
550-155-05420	1/4 x 18	5	550-155-05920	3/4 x 48	5	550-155-06325	1-1/2 x 42	3
550-155-05440	1/4 x 24	5	550-155-05940	3/4 x 60	5	550-155-06340	1-1/2 x 48	3
550-155-05460	1/4 x 30	5	550-155-05960	3/4 x 72	5	550-155-06360	1-1/2 x 60	3
550-155-05480	1/4 x 36	5	550-155-14330	1 x 13	5	550-155-06380	1-1/2 x 72	3
550-155-05500	1/4 x 48	5	550-155-05970	1 x 14	5	550-155-06536	2 x 120	3
550-155-05520	1/4 x 60	5	550-155-05980	1 x 18	5	550-155-14344	2 x 15	3
550-155-05540	1/4 x 72	5	550-155-06000	1 x 24	5	550-155-14345	2 x 16	3
550-155-05560	3/8 x 18	5	550-155-06020	1 x 30	5	550-155-14350	2 x 16-1/2	3
550-155-05580	3/8 x 24	5	550-155-06040	1 x 36	5	550-155-06400	2 x 18	3
550-155-05600	3/8 x 30	5	550-155-06050	1 x 42	5	550-155-06410	2 x 20	3
550-155-05620	3/8 x 36	5	550-155-06060	1 x 48	5	550-155-06420	2 x 24	3
550-155-05640	3/8 x 48	5	550-155-06080	1 x 60	5	550-155-06440	2 x 30	3
550-155-05660	3/8 x 60	5	550-155-06100	1 x 72	5	550-155-06460	2 x 36	3
550-155-05680	3/8 x 72	5	550-155-06105	1 x 96	5	550-155-06470	2 x 40	3
550-155-05700	1/2 x 18	5	550-155-14310	1-1/4 x 16	3	550-155-06475	2 x 42	3
550-155-05720	1/2 x 24	5	550-155-06120	1-1/4 x 18	3	550-155-06480	2 x 48	3
550-155-05740	1/2 x 30	5	550-155-06140	1-1/4 x 24	3	550-155-06490	2 x 54	3
550-155-05760	1/2 x 36	5	550-155-06160	1-1/4 x 30	3	550-155-06500	2 x 60	3
550-155-05765	1/2 x 45	5	550-155-06180	1-1/4 x 36	3	550-155-06520	2 x 72	3
550-155-05780	1/2 x 48	5	550-155-06200	1-1/4 x 48	3	550-155-06525	2 x 84	3
550-155-05800	1/2 x 60	5	550-155-06220	1-1/4 x 60	3	550-155-06530	2 x 90	3
550-155-05820	1/2 x 72	5	550-155-06240	1-1/4 x 72	3	550-155-06535	2 x 96	3



*Continued on Next Page*

**Import Black Pre-Cut Nipples** *Continued*



PART NUMBER	SIZE (IN)	MASTER	PART NUMBER	SIZE (IN)	MASTER	PART NUMBER	SIZE (IN)	MASTER
550-155-04225	2-1/2 x 18	2	550-155-14403	3 x 72	2	550-155-14445	4 x 66	2
550-155-04227	2-1/2 x 24	2	550-155-14404	3 x 96	2	550-155-14446	4 x 72	2
550-155-04230	2-1/2 x 36	2	550-155-14510	4 x 120	2	550-155-14490	4 x 78	2
550-155-04233	2-1/2 x 48	2	550-155-14408	4 x 14	2	550-155-14495	4 x 84	2
550-155-04235	2-1/2 x 60	2	550-155-14409	4 x 16	2	550-155-14500	4 x 90	2
550-155-04237	2-1/2 x 72	2	550-155-14410	4 x 18	2	550-155-14505	4 x 96	2
550-155-14405	3 x 120	2	550-155-14415	4 x 20	2	550-155-14447	6 x 18	2
550-155-14355	3 x 16	2	550-155-14420	4 x 24	2	550-155-14448	6 x 24	2
550-155-14360	3 x 18	2	550-155-14425	4 x 28	2	550-155-14449	6 x 30	2
550-155-14370	3 x 24	2	550-155-14430	4 x 30	2	550-155-14450	6 x 36	2
550-155-14380	3 x 30	2	550-155-14435	4 x 31-1/2	2	550-155-14455	6 x 48	2
550-155-14390	3 x 36	2	550-155-14440	4 x 36	2	550-155-14460	6 x 54	2
550-155-14395	3 x 42	2	550-155-14441	4 x 42	2	550-155-14465	6 x 60	2
550-155-14400	3 x 48	2	550-155-14442	4 x 48	2	550-155-14470	6 x 72	2
550-155-14401	3 x 54	2	550-155-14443	4 x 54	2	550-155-14475	6 x 84	2
550-155-14402	3 x 60	2	550-155-14444	4 x 60	2	550-155-14480	6 x 96	2

**Import Galvanized Pipe Nipples**



PART NUMBER	SIZE (IN)	INNER	MASTER	PALLET	PART NUMBER	SIZE (IN)	INNER	MASTER	PALLET
550-155-06540	1/8 x CLOSE	25	600	28,800	550-155-06940	1/8 x 12	25	150	7,200
550-155-06560	1/8 x 1-1/2	25	600	28,800	550-155-06960	1/4 x CLOSE	25	600	28,800
550-155-06580	1/8 x 2	25	600	28,800	550-155-06980	1/4 x 1-1/2	25	600	28,800
550-155-06600	1/8 x 2-1/2	25	600	28,800	550-155-07000	1/4 x 2	25	600	28,800
550-155-06620	1/8 x 3	25	600	28,800	550-155-07020	1/4 x 2-1/2	25	600	28,800
550-155-06640	1/8 x 3-1/2	25	600	28,800	550-155-07040	1/4 x 3	25	600	28,800
550-155-06660	1/8 x 4	25	600	28,800	550-155-07060	1/4 x 3-1/2	25	400	19,200
550-155-06680	1/8 x 4-1/2	25	400	19,200	550-155-07080	1/4 x 4	25	400	19,200
550-155-06700	1/8 x 5	25	400	19,200	550-155-07100	1/4 x 4-1/2	25	400	19,200
550-155-06720	1/8 x 5-1/2	25	400	19,200	550-155-07120	1/4 x 5	25	300	14,400
550-155-06740	1/8 x 6	25	400	19,200	550-155-07140	1/4 x 5-1/2	25	300	14,400
550-155-06760	1/8 x 6-1/2	25	200	9,600	550-155-07160	1/4 x 6	25	300	14,400
550-155-06780	1/8 x 7	25	200	9,600	550-155-07180	1/4 x 6-1/2	25	200	9,600
550-155-06800	1/8 x 7-1/2	25	200	9,600	550-155-07200	1/4 x 7	25	200	9,600
550-155-06820	1/8 x 8	25	200	9,600	550-155-07220	1/4 x 7-1/2	25	200	9,600
550-155-06840	1/8 x 8-1/2	25	200	9,600	550-155-07240	1/4 x 8	25	200	9,600
550-155-06860	1/8 x 9	25	200	9,600	550-155-07260	1/4 x 8-1/2	25	200	9,600
550-155-06880	1/8 x 9-1/2	25	150	7,200	550-155-07280	1/4 x 9	25	200	9,600
550-155-06900	1/8 x 10	25	150	7,200	550-155-07300	1/4 x 9-1/2	25	150	7,200
550-155-06920	1/8 x 11	25	150	7,200	550-155-07320	1/4 x 10	25	150	7,200

*Continued on Next Page*

Import Galvanized Pipe Nipples *Continued*

PART NUMBER	SIZE (IN)	INNER	MASTER	PALLET
550-155-07340	1/4 x 11	25	150	7,200
550-155-07360	1/4 x 12	25	150	7,200
550-155-07380	3/8 x CLOSE	25	600	28,800
550-155-07400	3/8 x 1-1/2	25	600	28,800
550-155-07420	3/8 x 2	25	600	28,800
550-155-07440	3/8 x 2-1/2	25	400	19,200
550-155-07460	3/8 x 3	25	400	19,200
550-155-07480	3/8 x 3-1/2	25	400	19,200
550-155-07500	3/8 x 4	25	300	14,400
550-155-07520	3/8 x 4-1/2	25	300	14,400
550-155-07540	3/8 x 5	25	300	14,400
550-155-07560	3/8 x 5-1/2	25	200	9,600
550-155-07580	3/8 x 6	25	200	9,600
550-155-07600	3/8 x 6-1/2	25	200	9,600
550-155-07620	3/8 x 7	25	200	9,600
550-155-07640	3/8 x 7-1/2	25	150	7,200
550-155-07660	3/8 x 8	25	150	7,200
550-155-07680	3/8 x 8-1/2	25	150	7,200
550-155-07700	3/8 x 9	25	150	7,200
550-155-07720	3/8 x 9-1/2	25	100	4,800
550-155-07740	3/8 x 10	25	100	4,800
550-155-07760	3/8 x 10-1/2	25	100	4,800
550-155-07780	3/8 x 11	25	100	4,800
550-155-07800	3/8 x 11-1/2	25	100	4,800
550-155-07820	3/8 x 12	25	100	4,800
550-155-07840	1/2 x CLOSE	25	600	28,800
550-155-07860	1/2 x 1-1/2	25	600	28,800
550-155-07880	1/2 x 2	25	600	28,800
550-155-07900	1/2 x 2-1/2	25	400	19,200
550-155-07920	1/2 x 3	25	400	19,200
550-155-07940	1/2 x 3-1/2	25	300	14,400
550-155-07960	1/2 x 4	25	300	14,400
550-155-07980	1/2 x 4-1/2	25	200	9,600
550-155-08000	1/2 x 5	25	200	9,600
550-155-08020	1/2 x 5-1/2	25	200	9,600
550-155-08040	1/2 x 6	25	200	9,600
550-155-08060	1/2 x 6-1/2	25	100	4,800
550-155-08080	1/2 x 7	25	100	4,800
550-155-08100	1/2 x 7-1/2	25	100	4,800
550-155-08120	1/2 x 8	25	100	4,800
550-155-08140	1/2 x 8-1/2	25	100	4,800
550-155-08160	1/2 x 9	25	100	4,800

PART NUMBER	SIZE (IN)	INNER	MASTER	PALLET
550-155-08180	1/2 x 9-1/2	25	75	3,600
550-155-08200	1/2 x 10	25	75	3,600
550-155-08220	1/2 x 10-1/2	25	75	3,600
550-155-08240	1/2 x 11	25	75	3,600
550-155-08260	1/2 x 11-1/2	25	75	3,600
550-155-08280	1/2 x 12	25	75	3,600
550-155-08300	3/4 x CLOSE	25	400	19,200
550-155-08320	3/4 x 1-1/2	25	400	19,200
550-155-08340	3/4 x 2	25	300	14,400
550-155-08360	3/4 x 2-1/2	25	300	14,400
550-155-08380	3/4 x 3	25	200	9,600
550-155-08400	3/4 x 3-1/2	25	200	9,600
550-155-08420	3/4 x 4	25	150	7,200
550-155-08440	3/4 x 4-1/2	25	150	7,200
550-155-08460	3/4 x 5	25	100	4,800
550-155-08480	3/4 x 5-1/2	25	100	4,800
550-155-08500	3/4 x 6	25	100	4,800
550-155-08520	3/4 x 6-1/2	25	75	3,600
550-155-08540	3/4 x 7	25	75	3,600
550-155-08560	3/4 x 7-1/2	25	75	3,600
550-155-08580	3/4 x 8	25	75	3,600
550-155-08600	3/4 x 8-1/2	25	75	3,600
550-155-08620	3/4 x 9	25	75	3,600
550-155-08640	3/4 x 9-1/2	25	50	2,400
550-155-08660	3/4 x 10	25	50	2,400
550-155-08680	3/4 x 11	25	50	2,400
550-155-08700	3/4 x 12	25	50	2,400
550-155-08720	1 x CLOSE	25	300	14,400
550-155-08740	1 x 2	25	200	9,600
550-155-08760	1 x 2-1/2	25	200	9,600
550-155-08780	1 x 3	25	150	7,200
550-155-08800	1 x 3-1/2	25	150	7,200
550-155-08820	1 x 4	25	100	4,800
550-155-08840	1 x 4-1/2	25	100	4,800
550-155-08860	1 x 5	25	100	4,800
550-155-08880	1 x 5-1/2	25	75	3,600
550-155-08900	1 x 6	25	75	3,600
550-155-08920	1 x 6-1/2	25	50	2,400
550-155-08940	1 x 7	25	50	2,400
550-155-08960	1 x 7-1/2	25	50	2,400
550-155-08980	1 x 8	25	50	2,400
550-155-09000	1 x 8-1/2	25	50	2,400



*Continued on Next Page*

Import Galvanized Pipe Nipples *Continued*



PART NUMBER	SIZE (IN)	INNER	MASTER	PALLET	PART NUMBER	SIZE (IN)	INNER	MASTER	PALLET
550-155-09020	1 x 9	25	50	2,400	550-155-09860	1-1/2 x 9	—	30	1,440
550-155-09040	1 x 9-1/2	25	50	2,400	550-155-09880	1-1/2 x 9-1/2	—	30	1,440
550-155-09060	1 x 10	25	50	2,400	550-155-09900	1-1/2 x 10	—	30	1,440
550-155-09080	1 x 11	25	50	2,400	550-155-09920	1-1/2 x 10-1/2	—	20	960
550-155-09100	1 x 12	25	50	2,400	550-155-09940	1-1/2 x 11	—	20	960
550-155-09120	1-1/4 x CLOSE	25	150	7,200	550-155-09960	1-1/2 x 11-1/2	—	20	960
550-155-09140	1-1/4 x 2	25	150	7,200	550-155-09980	1-1/2 x 12	—	20	960
550-155-09160	1-1/4 x 2-1/2	25	150	7,200	550-155-10000	2 x CLOSE	25	75	3,600
550-155-09180	1-1/4 x 3	25	100	4,800	550-155-10020	2 x 2-1/2	25	50	2,400
550-155-09200	1-1/4 x 3-1/2	25	100	4,800	550-155-10040	2 x 3	25	50	2,400
550-155-09220	1-1/4 x 4	25	100	4,800	550-155-10060	2 x 3-1/2	—	40	1,920
550-155-09240	1-1/4 x 4-1/2	25	75	3,600	550-155-10080	2 x 4	—	40	1,920
550-155-09260	1-1/4 x 5	25	75	3,600	550-155-10100	2 x 4-1/2	—	40	1,920
550-155-09280	1-1/4 x 5-1/2	25	75	3,600	550-155-10120	2 x 5	—	40	1,920
550-155-09300	1-1/4 x 6	25	50	2,400	550-155-10140	2 x 5-1/2	—	30	1,440
550-155-09320	1-1/4 x 6-1/2	25	50	2,400	550-155-10160	2 x 6	—	30	1,440
550-155-09340	1-1/4 x 7	25	50	2,400	550-155-10180	2 x 6-1/2	—	20	960
550-155-09360	1-1/4 x 7-1/2	25	50	2,400	550-155-10200	2 x 7	—	20	960
550-155-09380	1-1/4 x 8	25	50	2,400	550-155-10220	2 x 7-1/2	—	20	960
550-155-09400	1-1/4 x 8-1/2	25	50	2,400	550-155-10240	2 x 8	—	20	960
550-155-09420	1-1/4 x 9	25	50	2,400	550-155-10260	2 x 8-1/2	—	20	960
550-155-09440	1-1/4 x 9-1/2	—	40	1,920	550-155-10280	2 x 9	—	20	960
550-155-09460	1-1/4 x 10	—	40	1,920	550-155-10300	2 x 9-1/2	—	20	960
550-155-09480	1-1/4 x 10-1/2	—	40	1,920	550-155-10320	2 x 10	—	20	960
550-155-09500	1-1/4 x 11	—	40	1,920	550-155-10340	2 x 10-1/2	—	15	720
550-155-09520	1-1/4 x 11-1/2	—	30	1,440	550-155-10360	2 x 11	—	15	720
550-155-09540	1-1/4 x 12	—	30	1,440	550-155-10380	2 x 12	—	15	720
550-155-09560	1-1/2 x CLOSE	25	100	4,800	550-155-10400	2-1/2 x CLOSE	—	40	1,920
550-155-09580	1-1/2 x 2	25	75	3,600	550-155-10420	2-1/2 x 3	—	40	1,920
550-155-09600	1-1/2 x 2-1/2	25	75	3,600	550-155-10440	2-1/2 x 3-1/2	—	30	1,440
550-155-09620	1-1/2 x 3	25	50	2,400	550-155-10460	2-1/2 x 4	—	30	1,440
550-155-09640	1-1/2 x 3-1/2	25	50	2,400	550-155-10480	2-1/2 x 4-1/2	—	30	1,440
550-155-09660	1-1/2 x 4	25	50	2,400	550-155-10500	2-1/2 x 5	—	20	960
550-155-09680	1-1/2 x 4-1/2	25	50	2,400	550-155-10520	2-1/2 x 5-1/2	—	20	960
550-155-09700	1-1/2 x 5	25	50	2,400	550-155-10540	2-1/2 x 6	—	20	960
550-155-09720	1-1/2 x 5-1/2	—	50	2,400	550-155-10560	2-1/2 x 6-1/2	—	20	960
550-155-09740	1-1/2 x 6	—	50	2,400	550-155-10580	2-1/2 x 7	—	20	960
550-155-09760	1-1/2 x 6-1/2	—	40	1,920	550-155-10600	2-1/2 x 7-1/2	—	10	480
550-155-09780	1-1/2 x 7	—	40	1,920	550-155-10620	2-1/2 x 8	—	10	480
550-155-09800	1-1/2 x 7-1/2	—	40	1,920	550-155-10640	2-1/2 x 8-1/2	—	10	480
550-155-09820	1-1/2 x 8	—	40	1,920	550-155-10660	2-1/2 x 9	—	10	480
550-155-09840	1-1/2 x 8-1/2	—	30	1,440	550-155-10680	2-1/2 x 9-1/2	—	10	480

*Continued on Next Page*

**Import Galvanized Pipe Nipples** *Continued*

PART NUMBER	SIZE (IN)	INNER	MASTER	PALLET	PART NUMBER	SIZE (IN)	INNER	MASTER	PALLET
550-155-10700	2-1/2 x 10	—	10	480	550-155-11240	4 x 5	—	8	384
550-155-10720	2-1/2 x 11	—	10	480	550-155-11260	4 x 5-1/2	—	8	384
550-155-10740	2-1/2 x 12	—	10	480	550-155-11280	4 x 6	—	8	384
550-155-10760	3 x CLOSE	—	30	1,440	550-155-11300	4 x 6-1/2	—	4	192
550-155-10780	3 x 3	—	20	960	550-155-11320	4 x 7	—	4	192
550-155-10800	3 x 3-1/2	—	15	720	550-155-11340	4 x 7-1/2	—	4	192
550-155-10820	3 x 4	—	15	720	550-155-11360	4 x 8	—	4	192
550-155-10840	3 x 4-1/2	—	15	720	550-155-11380	4 x 8-1/2	—	4	192
550-155-10860	3 x 5	—	15	720	550-155-11400	4 x 9	—	4	192
550-155-10880	3 x 5-1/2	—	15	720	550-155-11420	4 x 9-1/2	—	4	192
550-155-10900	3 x 6	—	10	480	550-155-11440	4 x 10	—	4	192
550-155-10920	3 x 6-1/2	—	7	336	550-155-11460	4 x 10-1/2	—	4	192
550-155-10940	3 x 7	—	7	336	550-155-11480	4 x 11	—	4	192
550-155-10960	3 x 7-1/2	—	7	336	550-155-11500	4 x 11-1/2	—	4	192
550-155-10980	3 x 8	—	7	336	550-155-11520	4 x 12	—	4	192
550-155-11000	3 x 8-1/2	—	7	336	550-155-11540	6 x CLOSE	—	5	240
550-155-11020	3 x 9	—	7	336	550-155-11560	6 x 4	—	5	240
550-155-11040	3 x 9-1/2	—	5	240	550-155-11580	6 x 4-1/2	—	5	240
550-155-11060	3 x 10	—	5	240	550-155-11600	6 x 5	—	5	240
550-155-11080	3 x 10-1/2	—	5	240	550-155-11620	6 x 5-1/2	—	5	240
550-155-11100	3 x 11	—	5	240	550-155-11640	6 x 6	—	5	240
550-155-11120	3 x 11-1/2	—	5	240	550-155-11660	6 x 7	—	4	192
550-155-11140	3 x 12	—	5	240	550-155-11680	6 x 8	—	4	192
550-155-11160	4 x CLOSE	—	20	960	550-155-11700	6 x 9	—	4	192
550-155-11180	4 x 3-1/2	—	10	480	550-155-11720	6 x 10	—	3	144
550-155-11200	4 x 4	—	10	480	550-155-11740	6 x 11	—	3	144
550-155-11220	4 x 4-1/2	—	8	384	550-155-11760	6 x 12	—	3	144



**Import Galvanized Pre-Cut Nipples**

PART NUMBER	SIZE (IN)	MASTER	PART NUMBER	SIZE (IN)	MASTER	PART NUMBER	SIZE (IN)	MASTER
550-155-11780	1/8 x 18	5	550-155-12000	1/4 x 72	5	550-155-12220	1/2 x 36	5
550-155-11800	1/8 x 24	5	550-155-12020	3/8 x 18	5	550-155-12240	1/2 x 48	5
550-155-11820	1/8 x 30	5	550-155-12040	3/8 x 24	5	550-155-12260	1/2 x 60	5
550-155-11840	1/8 x 36	5	550-155-12060	3/8 x 30	5	550-155-12280	1/2 x 72	5
550-155-11860	1/8 x 48	5	550-155-12080	3/8 x 36	5	550-155-12300	3/4 x 18	5
550-155-11880	1/4 x 18	5	550-155-12100	3/8 x 48	5	550-155-12320	3/4 x 24	5
550-155-11900	1/4 x 24	5	550-155-12120	3/8 x 60	5	550-155-12340	3/4 x 30	5
550-155-11920	1/4 x 30	5	550-155-12140	3/8 x 72	5	550-155-12360	3/4 x 36	5
550-155-11940	1/4 x 36	5	550-155-12160	1/2 x 18	5	550-155-12380	3/4 x 48	5
550-155-11960	1/4 x 48	5	550-155-12180	1/2 x 24	5	550-155-12400	3/4 x 60	5
550-155-11980	1/4 x 60	5	550-155-12200	1/2 x 30	5	550-155-12420	3/4 x 72	5



*Continued on Next Page*

**Import Galvanized Pre-Cut Nipples** *Continued*



PART NUMBER	SIZE (IN)	MASTER	PART NUMBER	SIZE (IN)	MASTER	PART NUMBER	SIZE (IN)	MASTER
550-155-12440	1 x 18	5	550-155-13605	1 x 13	5	550-155-13960	4 x 14	2
550-155-12460	1 x 24	5	550-155-13610	1 x 14	5	550-155-13970	4 x 16	2
550-155-12480	1 x 30	5	550-155-13620	1 x 42	5	550-155-13980	4 x 18	2
550-155-12500	1 x 36	5	550-155-13630	1 x 96	5	550-155-13990	4 x 20	2
550-155-12520	1 x 48	5	550-155-13640	1-1/2 x 42	3	550-155-14000	4 x 24	2
550-155-12540	1 x 60	5	550-155-13670	2 x 15	3	550-155-14010	4 x 28	2
550-155-12560	1 x 72	5	550-155-13680	2 x 16	3	550-155-14020	4 x 30	2
550-155-12575	1-1/4 x 16	3	550-155-13690	2 x 20	3	550-155-14030	4 x 31-1/2	2
550-155-12580	1-1/4 x 18	3	550-155-13700	2 x 40	3	550-155-14040	4 x 36	2
550-155-12600	1-1/4 x 24	3	550-155-13710	2 x 42	3	550-155-14050	4 x 42	2
550-155-12620	1-1/4 x 30	3	550-155-13720	2 x 54	3	550-155-14060	4 x 48	2
550-155-12640	1-1/4 x 36	3	550-155-13730	2 x 84	3	550-155-14070	4 x 54	2
550-155-12660	1-1/4 x 48	3	550-155-13740	2 x 90	3	550-155-14080	4 x 60	2
550-155-12680	1-1/4 x 60	3	550-155-13750	2 x 96	3	550-155-14090	4 x 66	2
550-155-12700	1-1/4 x 72	3	550-155-13760	2 x 120	3	550-155-14100	4 x 72	2
550-155-12710	1-1/2 x 13	3	550-155-13770	2-1/2 x 18	2	550-155-14110	4 x 78	2
550-155-12720	1-1/2 x 18	3	550-155-13780	2-1/2 x 24	2	550-155-14120	4 x 84	2
550-155-12740	1-1/2 x 24	3	550-155-13790	2-1/2 x 36	2	550-155-14130	4 x 90	2
550-155-12760	1-1/2 x 30	3	550-155-13800	2-1/2 x 48	2	550-155-14140	4 x 96	2
550-155-12780	1-1/2 x 36	3	550-155-13810	2-1/2 x 60	2	550-155-14150	4 x 120	2
550-155-12800	1-1/2 x 48	3	550-155-13820	2-1/2 x 72	2	550-155-14160	5 x CLOSE	5
550-155-12820	1-1/2 x 60	3	550-155-13830	3 x 16	2	550-155-14170	5 x 12	3
550-155-12840	1-1/2 x 72	3	550-155-13840	3 x 18	2	550-155-14180	6 x 18	2
550-155-12850	2 x 16-1/2	3	550-155-13850	3 x 24	2	550-155-14190	6 x 24	2
550-155-12860	2 x 18	3	550-155-13860	3 x 30	2	550-155-14200	6 x 30	2
550-155-12880	2 x 24	3	550-155-13870	3 x 36	2	550-155-14210	6 x 36	2
550-155-12900	2 x 30	3	550-155-13880	3 x 42	2	550-155-14220	6 x 48	2
550-155-12920	2 x 36	3	550-155-13890	3 x 48	2	550-155-14230	6 x 54	2
550-155-12940	2 x 48	3	550-155-13900	3 x 54	2	550-155-14240	6 x 60	2
550-155-12960	2 x 60	3	550-155-13910	3 x 60	2	550-155-14250	6 x 72	2
550-155-12980	2 x 72	3	550-155-13920	3 x 72	2	550-155-14260	6 x 84	2
550-155-13590	1/2 x 45	5	550-155-13930	3 x 96	2	550-155-14270	6 x 96	2
550-155-13600	3/4 x 42	5	550-155-13940	3 x 120	2	550-155-14280	8 x 36	2

**Import Galvanized Adapter Thread x Groove Nipples**



PART NUMBER	SIZE (IN)	INNER	MASTER	PALLET	PART NUMBER	SIZE (IN)	INNER	MASTER	PALLET
400-200-28081	1 x 4	25	100	4,800	400-200-28085	2-1/2 x 4	—	30	1,440
400-200-28082	1-1/4 x 4	25	100	4,800	400-200-28086	3 x 4	—	15	720
400-200-28083	1-1/2 x 4	25	50	2,400	400-200-28087	4 x 4	—	10	480
400-200-28084	2 x 4	—	25	1,200	400-200-28088	6 x 4	—	5	240

**Listed Items are 5.6 K Factor.**  
**Please contact Brecco customer service for 2.8, 4.2, 8.0, 11.2, 14.0 and 25.2 K Factors.**


**Commercial Risers with Ball Valve**

PART NUMBER	SIZE (IN)	MASTER	PALLET
650-375-00380	1-1/2	1	36
650-375-00400	2	1	36
650-375-00420	2-1/2	1	36
650-375-00440	3	1	36
650-375-00460	4	1	20
650-375-00480	6	1	20
650-375-00880	8	1	20



**Commercial Risers with Test & Drain**

PART NUMBER	SIZE (IN)	MASTER	PALLET
650-375-00520	1-1/2	1	36
650-375-00540	2	1	36
650-375-00560	2-1/2	1	36
650-375-00580	3	1	36
650-375-00600	4	1	20
650-375-00610	5	1	20
650-375-00620	6	1	20
650-375-00640	8	1	20
650-375-00650	10	1	20



**Commercial Risers with Test & Drain & PRV**

PART NUMBER	SIZE (IN)	MASTER	PALLET
650-375-01035	1-1/2	1	36
650-375-01040	2	1	36
650-375-01060	2-1/2	1	36
650-375-01080	3	1	36
650-375-01100	4	1	20
650-375-01120	6	1	20
650-375-01140	8	1	20
650-375-01150	10	1	20



**Commercial Risers with Test & Drain, PRV, BFV**

PART NUMBER	SIZE (IN)	MASTER	PALLET
650-375-00670	1-1/2	1	9
650-375-00671	2	1	9
650-375-00672	2-1/2	1	9
650-375-00673	3	1	9
650-375-00674	4	1	9
650-375-00675	6	1	9
650-375-00676	8	1	9



**Commercial Risers with Test & Drain, PRV, BFV & GCV**

PART NUMBER	SIZE (IN)	MASTER	PALLET
650-375-00660	1-1/4	1	9
650-375-00661	1-1/2	1	9
650-375-00662	2	1	9
650-375-00663	2-1/2	1	9
650-375-00664	3	1	9
650-375-00665	4	1	9
650-375-00667	6	1	9



**Flexible Hose**


PART NUMBER	SIZE (IN)	MASTER	PALLET
450-150-00020	1 x 18 FNPT x FNPT	20	480
450-150-00080	1 x 24 MNPT x FNPT Union	16	400
450-150-00100	1 x 24 MNPT x GRV	25	625
450-150-00040	1-1/4 x 18 FNPT x FNPT	20	480
450-150-00120	1-1/4 x 24 MNPT x FNPT Union	10	250

PART NUMBER	SIZE (IN)	MASTER	PALLET
450-150-00140	1-1/4 x 24 MNPT x GRV	16	400
450-150-00160	1-1/4 x 36 MNPT x FNPT Union	10	250
450-150-00180	1-1/4 x 36 MNPT x GRV	14	350
450-150-00020	2 x 18 FNPT x FNPT	16	240
450-150-00200	2 x 36 MNPT x GRV	8	200



**Listed Items are 5.6 K Factor.**  
**Please contact Brecco customer service for 2.8, 4.2, 8.0, 11.2, 14.0 and 25.2 K Factors.**

**Residential Risers Grooved with Ball Valve**




PART NUMBER	SIZE (IN)	MASTER	PALLET
650-375-01500	1	1	20
650-375-01520	1-1/4	1	20
650-375-01540	1-1/2	1	20
650-375-01560	2	1	20

**Residential Risers Grooved with Ball Valve & PRV**



PART NUMBER	SIZE (IN)	MASTER	PALLET
650-375-01580	1	1	20
650-375-01600	1-1/4	1	20
650-375-01620	1-1/2	1	20
650-375-01640	2	1	20

**Residential Risers Grooved with Test & Drain**



PART NUMBER	SIZE (IN)	MASTER	PALLET
650-375-01660	1	1	20
650-375-01680	1-1/4	1	20
650-375-01700	1-1/2	1	20
650-375-01720	2	1	20

**Residential Risers Grooved with Test & Drain & PRV**



PART NUMBER	SIZE (IN)	MASTER	PALLET
650-375-01740	1	1	20
650-375-01760	1-1/4	1	20
650-375-01780	1-1/2	1	20
650-375-01800	2	1	20

**Residential Risers Threaded with Ball Valve**



PART NUMBER	SIZE (IN)	MASTER	PALLET
650-375-00100	1	1	20
650-375-00120	1-1/4	1	20
650-375-00160	1-1/2	1	20
650-375-00180	2	1	20

**Residential Risers Threaded with Ball Valve & PRV**



PART NUMBER	SIZE (IN)	MASTER	PALLET
650-375-00200	1	1	20
650-375-00220	1-1/4	1	20
650-375-00240	1-1/2	1	20
650-375-00260	2	1	20

**Residential Risers Threaded with Test & Drain**



PART NUMBER	SIZE (IN)	MASTER	PALLET
650-375-00280	1	1	20
650-375-00740	1-1/4	1	20
650-375-00760	1-1/2	1	20
650-375-00840	2	1	20

**Residential Risers Threaded with Test & Drain & PRV**



PART NUMBER	SIZE (IN)	MASTER	PALLET
650-375-00850	1	1	20
650-375-00851	1-1/4	1	20
650-375-00852	1-1/2	1	20
650-375-00853	2	1	20

**RISERS  
RISER TRIM KITS**

**Riser PRV Kits**



PART NUMBER	SIZE (IN)	MASTER
650-375-00545	1 - 2	1
650-375-00585	2-1/2 - 3	1
650-375-00605	4 - 8	1

### Check Snoots

PART NUMBER	SIZE (IN)	INNER	MASTER
350-175-03060	3 FNPT x 2-1/2 FNST Brass	1	6
350-175-03040	3 MNPT x 2-1/2 FNST Brass	1	6



### FDC Ball Bearings

PART NUMBER	DESC	INNER	MASTER
350-175-03340	2-1/2 FDC Swivel Ball Bearing Pack	25	500



### FDC Break Cap Sets

PART NUMBER	SIZE (IN)	INNER	MASTER
350-125-01820	2-1/2 Alum Green	—	100
350-125-01800	2-1/2 Alum Red	—	100
350-125-01780	2-1/2 Plastic Red	—	100
350-125-01840	3 Alum Green	1	35
350-125-01842	3 Alum Yellow	1	20
350-125-01845	3 Alum Red	1	35



### FDC - Exposed Auto Sprinklers - Brass Double Clapper 90

PART NUMBER	SIZE (IN)	INNER	MASTER	PALLET
350-175-02655	4 FNPT x 2-1/2 FNPT x 2-1/2 FNPT	1	4	—
350-175-02651	4 FNPT x 2-1/2 FNST x 2-1/2 FNST	1	1	—
350-175-02735	4 FNPT x 3 FNST x 3 FNST	1	2	—
350-175-02660	4 FNPT x 3 FNYFD x 3 FNYFD	1	2	—
350-175-04398	6 FNPT x 2-1/2 FNST x 2-1/2 FNST	1	2	54
350-175-02784	6 FNPT x 2-1/2 FNYFD 2-1/2 FNYFD	1	2	—
350-175-04380	6 FNPT x 3 FNYFD 3 FNYFD	1	2	—



### FDC - Exposed Auto Sprinklers - Brass Double Clapper Straight

PART NUMBER	SIZE (IN)	INNER	MASTER	PALLET
350-175-02650	4 FNPT x 2-1/2 FNST x 2-1/2 FNST	1	4	120
350-175-02731	4 FNPT x 3 FNST x 3 FNST - Standpipe	—	2	—
350-175-02730	4 FNPT x 3 FNST x 3 FNST	—	2	—
350-175-02720	4 FNPT x 3 FNYFD x 3 FNYFD	1	2	—
350-175-04399	6 FNPT x 2-1/2 FNST x 2-1/2 FNST	1	2	—
350-175-02785	6 FNPT x 2-1/2 FNYFD x 2-1/2 FNYFD	1	2	—
350-175-04385	6 FNPT x 3 FNYFD x 3 FNYFD	1	2	—





**FDC - Exposed Auto Sprinklers - Brass Single Clapper 90**



PART NUMBER	SIZE (IN)	INNER	MASTER	PALLET
350-175-02490	4 FNPT x 2-1/2 FCF x 2-1/2 FCF	1	4	100
350-175-02420	4 FNPT x 2-1/2 FNST x 2-1/2 FNST	1	4	120
350-175-02500	4 FNPT x 2-1/2 FNYCC x 2-1/2 FNYCC	1	4	120
350-175-02520	4 FNPT x 2-1/2 FNYFD x 2-1/2 FNYFD	1	4	120
350-175-02460	4 FNPT x 2-1/2 FPHX x 2-1/2 FPHX	1	4	120
350-175-02480	4 FNPT x 2-1/2 FTEM x 2-1/2 FTEM	1	4	120
350-175-02400	4 GRV x 2-1/2 FNST x 2-1/2 FNST	1	4	120
350-175-02485	4 FNPT x 2-1/2 FWILM x 2-1/2 FWILM	1	4	120

**FDC - Exposed Auto Sprinklers - Brass Single Clapper Straight**



PART NUMBER	SIZE (IN)	INNER	MASTER	PALLET
350-175-02595	4 FNPT x 2-1/2 FCF x 2-1/2 FCF	1	4	100
350-175-02510	4 FNPT x 2-1/2 FCIN x 2-1/2 FCIN (New)	1	4	—
350-175-02570	4 FNPT x 2-1/2 FCLV x 2-1/2 FCLV	1	4	—
350-175-02550	4 FNPT x 2-1/2 FDAY x 2-1/2 FDAY	1	4	—
350-175-06200	4 FNPT x 2-1/2 FDET x 2-1/2 FDET	1	4	120
350-175-02540	4 FNPT x 2-1/2 FNST x 2-1/2 FNST	1	4	120
350-175-02580	4 FNPT x 2-1/2 FNYCC x 2-1/2 FNYCC	1	4	120
350-175-02600	4 FNPT x 2-1/2 FNYFD x 2-1/2 FNYFD	1	4	120
350-175-02620	4 FNPT x 2-1/2 FPHX x 2-1/2 FPHX	1	4	120
350-175-02640	4 FNPT x 2-1/2 FTEM x 2-1/2 FTEM	1	4	120
350-175-02700	4 GRV x 2-1/2 FNST x 2-1/2 FNST	1	4	120
350-175-02496	4 FNPT x 2-1/2 FWILM x 2-1/2 FWILM	1	4	120

**FDC - Exposed Auto Sprinklers - Chrome Single Clapper 90**



PART NUMBER	SIZE (IN)	INNER	MASTER	PALLET
350-175-02440	4 FNPT x 2-1/2 FNST x 2-1/2 FNST	1	4	120

**FDC - Exposed Auto Sprinklers - Chrome Single Clapper Straight**



PART NUMBER	SIZE (IN)	INNER	MASTER	PALLET
350-175-02560	4 FNPT x 2-1/2 FNST x 2-1/2 FNST	1	4	120

**FDC - Exposed FDC Sleeves**

PART NUMBER	SIZE (IN)	MASTER
350-175-03880	4 x 18 Polished Brass	6
350-175-03895	4 x 18 Polished Chrome	6
350-175-03882	4 x 24 Polished Brass	6
350-175-03896	4 x 24 Polished Chrome	6
350-175-03890	6 x 18 Polished Brass	10
350-175-03897	6 x 18 Polished Chrome	10
350-175-03892	6 x 24 Polished Brass	4
350-175-03894	6 x 36 Polished Brass	2



**FDC - Flush Mount Auto Sprinklers - Brass Double Clapper 90**

PART NUMBER	SIZE (IN)	INNER	MASTER
350-175-02742	4 FNPT x 2-1/2 FNPT x 2-1/2 FNPT	1	2
350-175-03400	4 GRV x 2-1/2 FNPT x 2-1/2 FNPT	1	2
350-175-02755	4 GRV x 3 FNPT x 3 FNPT	1	2
350-175-02760	4 FNPT x 3 FNPT x 3 FNPT	1	2
350-175-04394	6 GRV x 3 FNPT x 3 FNPT	1	2
350-175-02782	6 FNPT x 2-1/2 FNPT x 2-1/2 FNPT	1	2
350-175-04395	6 FNPT x 3 FNPT x 3 FNPT	1	2



**FDC - Flush Mount Auto Sprinkler Kits - Brass Double Clapper 90**

PART NUMBER	SIZE (IN)	INNER	MASTER
350-175-03460	4 GRV x 2-1/2 FNST x 2-1/2 FNST w/ plate & plugs	1	1



**FDC - Flush Mount Auto Sprinklers - Brass Double Clapper Straight**

PART NUMBER	SIZE (IN)	INNER	MASTER	PALLET
350-175-02740	4 FNPT x 2-1/2 FNPT x 2-1/2 FNPT	1	4	120
350-175-03380	4 GRV x 2-1/2 FNPT x 2-1/2 FNPT	1	2	—
350-175-02680	4 FNPT x 3 FNPT x 3 FNPT	1	2	—
350-175-02705	4 GRV x 3 FNPT x 3 FNPT	1	2	—
350-175-02780	6 FNPT x 2-1/2 FNPT x 2-1/2 FNPT	1	2	—
350-175-04390	6 FNPT x 3 FNPT x 3 FNPT	1	2	—
350-175-02745	6 GRV x 3 FNPT x 3 FNPT	1	2	—





**FDC - Flush Mount Auto Sprinkler Kits - Double Clapper**



PART NUMBER	SIZE (IN)	INNER	MASTER
350-175-03420	4 GRV x 2-1/2 FNST x 2-1/2 FNST Straight w/ plate & plugs - Brass	1	1
350-175-03440	4 GRV x 2-1/2 FNST x 2-1/2 FNST Straight w/ plate & plugs - Chrome	1	1
350-175-03460	4 GRV x 2-1/2 FNST x 2-1/2 FNST 90 w/ plate & plugs - Brass	1	1
350-175-03480	4 GRV x 2-1/2 FNST x 2-1/2 FNST 90 w/ plate & plugs - Chrome	1	1

**FDC - Residential Kits - Brass**



PART NUMBER	SIZE (IN)	INNER	MASTER	PALLET
350-175-02320	1-1/2 FNST x 1-1/2 FNPT	1	10	400
350-175-06210	2-1/2 FDET x 2-1/2 FNPT	1	10	240
350-175-02340	2-1/2 FNST x 2-1/2 FNPT	1	8	240
350-175-02900	2-1/2 FNYCC x 2-1/2 FNPT	1	8	240
350-175-02920	2-1/2 FPHX x 2-1/2 FNPT	1	10	240
350-175-02940	2-1/2 FTEM x 2-1/2 FNPT	1	10	240
350-175-02350	3 FNST x 3 FNPT	1	4	96
350-175-03125	3 FNYFD x 3 FNPT	1	10	240

**FDC - Residential Kits - Chrome**



PART NUMBER	SIZE (IN)	INNER	MASTER	PALLET
350-175-02860	1-1/2 FNST x 1-1/2 FNPT	1	10	400

**FDC Set Screws**



PART NUMBER	DESC	MASTER
350-175-07000	Brass Set Screw for Swivels	1

**FDC - Snoot & Swivels - Female x Female**

PART NUMBER	SIZE (IN)	INNER	MASTER	PALLET
350-175-02960	2-1/2 FNST Swivel x 2-1/2 FNPT	1	18	—
350-125-00745	2-1/2 FNST Swivel x 2-1/2 FNST Swivel	1	10	400
350-175-02980	2-1/2 FNYCC Swivel x 2-1/2 FNPT	1	18	—
350-175-02360	2-1/2 FNYFD Swivel x 2-1/2 FNPT	1	18	—
350-175-03000	2-1/2 FPHX Swivel x 2-1/2 FNPT	1	18	—
350-175-03020	2-1/2 FTEM Swivel x 2-1/2 FNPT	1	18	—
350-175-03330	3 FNST Swivel x 2-1/2 FNPT	1	12	—
350-175-02390	3 FNST Swivel x 3 FNPT	1	12	—
350-175-02380	3 FNYFD Swivel x 3 FNPT	1	12	—
350-175-03130	3 FNYFD Swivel x 3 FNPT Chrome	1	12	—



**FDC - Swivel Adapters**

PART NUMBER	SIZE (IN)	INNER	MASTER	PALLET
350-125-00755	1-1/2 MNPT x 1-1/2 FNST Swivel	1	20	—
350-125-00710	2-1/2 FNST Swivel x 2 MNPT	1	10	240
350-125-00740	2-1/2 MNPT x 2-1/2 FPITT Swivel	1	10	240
350-125-00720	2-1/2 MNPT x 2-1/2 FNST Swivel	1	10	240
350-125-03100	2-1/2 FPHX Swivel x MNPT	4	40	960
350-125-00796	3 MNPT x 2-1/2 FNST Swivel	1	10	240




**FDC Swivel Gaskets**

PART NUMBER	SIZE (IN)	INNER	MASTER
350-175-03280	1-1/2	1	10
350-175-03320	2-1/2	1	1
350-175-03290	3	—	1



**FDC - Swivel - Replacement Ball Bearings & Set Screws**

PART NUMBER	SIZE (IN)	INNER	MASTER
350-175-03140	2-1/2 FNST	1	30
350-175-03160	2-1/2 FNST Chrome	1	18
350-175-03260	2-1/2 FNYCC	1	30
350-175-03180	2-1/2 FPHX	1	30
350-175-03200	2-1/2 FPHX Chrome	1	18
350-175-03220	2-1/2 FTEM	1	30
350-175-03240	2-1/2 FTEM Chrome	1	18
350-175-03270	3 FNST	—	30





**FDC Wall Plates - Rectangle Brass**



PART NUMBER	SIZE (IN)	INNER	MASTER	PALLET
350-150-02300	8 x 4 - Fire Dept Connection	—	100	—
350-175-03620	15 x 9 - Auto Sprink/Standpipe (2) 2-1/2" Holes	6	12	240
350-150-02282	15 x 9 - Auto Sprink/Standpipe (2) 3" Holes	6	12	240
350-175-03540	15 x 9 - Auto Sprinkler (2) 2-1/2" Holes	6	12	240
350-150-02280	15 x 9 - Auto Sprinkler (2) 3" Holes	6	12	240
350-175-03600	15 x 9 - Standpipe (2) 2-1/2" Holes	6	12	240
350-150-02281	15 x 9 - Standpipe (2) 3" Holes	1	5	—

**FDC Wall Plates - Rectangle Chrome**



PART NUMBER	SIZE (IN)	INNER	MASTER	PALLET
350-175-03640	15 x 9 - Auto Sprink/Standpipe (2) 2-1/2" Holes	6	12	240
350-150-02310	15 x 9 - Auto Sprink/Standpipe (2) 3" Holes	6	12	240
350-175-03560	15 x 9 - Auto Sprinkler (2) 2-1/2" Holes	6	12	240
350-150-02330	15 x 9 - Auto Sprinkler (2) 3" Holes	6	12	240
350-175-03580	15 x 9 - Standpipe (2) 2-1/2" Holes	6	12	240
350-150-02320	15 x 9 - Standpipe (2) 3" Holes	6	12	240

**FDC Wall Plates - Round Aluminum**



PART NUMBER	SIZE (IN)	MASTER
350-150-02140	4 - Auto Sprinkler	60

**FDC Wall Plates - Round Brass**



PART NUMBER	SIZE (IN)	MASTER
350-150-02100	2-1/2 - Auto Sprinkler	50
350-175-04360	3 - Auto Sprinkler	50
350-150-02180	4 - Auto Sprinkler	25
350-150-01825	4 - Auto Sprinkler/Standpipe	12
350-150-02220	4 - Combination Standpipe	25
350-150-02240	4 - Dry Standpipe	25
350-150-02275	4 - Standpipe	25
350-150-02270	4 - Wall Hydrant	10
350-150-02260	4 - Wet Standpipe	25
350-150-02274	6 - Auto Sprinkler	10

### FDC Wall Plates - Round Chrome

PART NUMBER	SIZE (IN)	MASTER
350-150-02120	2-1/2 - Auto Sprinkler	50
350-150-02340	3 - Auto Sprinkler	25
350-150-02200	4 - Auto Sprinkler	25



### FDC Wall Plates - Round Red Plastic

PART NUMBER	SIZE (IN)	INNER	MASTER
350-150-02160	4 - Auto Sprinkler	25	100



### Hose Cabinets - Recessed Mount

PART NUMBER	SIZE (IN)	MASTER	PALLET
350-100-00935	30 x 30 x 6 Red w/ Glass Door	1	8
350-100-00936	30 x 30 x 6 White w/ Glass Door	1	8
350-100-00921	30 x 30 x 8 Red w/ Glass Door	1	8
350-100-00930	30 x 30 x 8 Red w/ Metal Door	1	8
350-100-00920	30 x 30 x 8 White w/ Glass Door	1	8



### Hose Cabinets - Surface Mount

PART NUMBER	SIZE (IN)	MASTER	PALLET
350-100-00890	30 x 30 x 6 Red w/ Glass Door	1	12
350-100-00910	30 x 30 x 8 Red w/ Metal Door	1	10
350-100-00900	30 x 30 x 8 White w/ Glass Door	1	10



### Roof Manifolds - Straight

PART NUMBER	SIZE (IN)	INNER	MASTER	PALLET
350-175-03520	4 FNPT x 2-1/2 MNPT x 2-1/2 MNPT	1	4	—
350-175-03530	4 GRV x 2-1/2 MNPT x 2-1/2 MNPT	1	6	288
350-175-04545	6 FNPT x 2-1/2 MNPT x 2-1/2 MNPT	1	4	192
350-175-04550	6 GRV x 2-1/2 MNPT x 2-1/2 MNPT	1	1	192
350-175-04500	6 FNPT x 3 FNPT x 3 FNPT x 3 FNPT	1	2	—
350-175-04505	6 FNPT x 3 FNPT x 3 FNPT x 3 FNPT x 3 FNPT	1	2	—





### Roof Manifolds - 90



PART NUMBER	SIZE (IN)	INNER	MASTER
350-175-03500	4 FNPT x 2-1/2 MNPT x 2-1/2 MNPT	1	8
350-175-04510	6 FNPT x 3 FNPT x 3 FNPT x 3 FNPT	1	2
350-175-04515	6 FNPT x 3 FNPT x 3 FNPT x 3 FNPT x 3 FNPT	1	2

### Siamese Test Nipples



PART NUMBER	SIZE (IN)	INNER	MASTER
350-175-04480	3 x 2-1/2	1	12

### Storz - Body Only 30



PART NUMBER	SIZE (IN)	INNER	MASTER	PALLET
350-175-04075	4 Storz x 4 FNPT	1	4	32
350-175-04080	5 Storz x 4 FNPT	1	4	32

### Storz - Body Only Straight



PART NUMBER	SIZE (IN)	INNER	MASTER	PALLET
350-175-04065	4 Storz x 4 FNPT	1	4	56
350-175-04070	5 Storz x 4 FNPT	1	4	56

### Storz - Cap Only



PART NUMBER	SIZE (IN)	INNER	MASTER	PALLET
350-175-04060	4	1	8	96
350-175-03950	5	1	4	128

### Storz - Hydrant Adapters - Straight



PART NUMBER	SIZE (IN)	INNER	MASTER	PALLET
350-175-03905	4 x 4 FPCT	1	4	96
350-175-06275	4 x 4-1/2 FNST	1	4	96
350-175-06285	5 x 4 FPCT	1	4	112
350-175-06220	5 x 4-1/2 FNST	1	4	112

### Storz - Hydrant Adapters - Straight - Domestic

PART NUMBER	SIZE (IN)	MASTER
350-175-06276	4 x 4-1/2	1
350-175-06221	5 x 4-1/2	1



### Storz Kits 30

PART NUMBER	SIZE (IN)	INNER	MASTER	PALLET
350-175-03940	4 Storz x 4 FNPT w/ Cap	1	4	80
350-175-03942	4 Storz x 4 FNPT w/ Cap & Aluminum Wall Plate	1	4	80
350-175-04120	5 Storz x 4 FNPT w/ Cap	1	4	80
350-175-04122	5 Storz x 4 FNPT w/ Cap & Aluminum Wall Plate	1	4	80
350-175-04230	6 Storz x 4 FNPT w/ Cap	1	4	80
350-175-04140	6 Storz x 5 FNPT w/ Cap	1	2	32



### Storz Kits - Raleigh

PART NUMBER	SIZE (IN)	INNER	MASTER	PALLET
350-175-03946	4 Storz x 4 FNPT Raleigh w/ Cap	1	4	80
350-175-03947	5 Storz x 4 FNPT Raleigh w/ Cap	1	4	80
350-175-03948	5 Storz x 6 FNPT Raleigh w/ Cap	1	4	80



### Storz Kits Straight

PART NUMBER	SIZE (IN)	INNER	MASTER	PALLET
350-175-03900	4 Storz x 4 FNPT w/ Cap	1	4	96
350-175-03922	4 Storz x 4 FNPT w/ Cap & Aluminum Wall Plate	1	4	—
350-175-03920	5 Storz x 4 FNPT w/ Cap	1	4	128
350-175-03923	5 Storz x 4 FNPT w/ Cap & Aluminum Wall Plate	1	4	—
350-175-04235	6 Storz x 5 FNPT w/ Cap	1	4	80



### Test Pump Headers

PART NUMBER	SIZE (IN)	MASTER
350-125-02170	6 w/ (3) 2-1/2 Female Outlets	1
350-125-02180	6 w/ (4) 2-1/2 Female Outlets	1
350-125-02190	8 w/ (3) 2-1/2 Female Outlets	1
350-125-02200	8 w/ (6) 2-1/2 Female Outlets	1



**Additional regional thread options are available. Please contact Brecco Customer Service.**

**Adapters - Hex - Female x Female**



PART NUMBER	SIZE (IN)	INNER	MASTER	PALLET
350-125-00360	1-1/2 FNPT x 1-1/2 FNST	10	100	2,400
350-125-00380	2-1/2 FNPT x 2-1/2 FNST	1	20	—
350-125-00790	2-1/2 FNPT x 2-1/2 FNPT	1	24	—
350-125-00750	2-1/2 FNYFD x 2-1/2 FNPT	1	24	—

**Adapters - Hex - Female x Male**



PART NUMBER	SIZE (IN)	INNER	MASTER	PALLET
350-125-00660	1-1/2 FNPT x 1-1/2 MNST	1	90	—
350-125-00680	1-1/2 FNPT x MNPSH	10	100	2,400
350-125-00390	1-1/2 FNST x 1-1/2 MNPT	10	100	2,400
350-125-00700	1-1/2 FNST x 1-1/2 MNYFD	1	90	—
350-125-00420	2-1/2 FNPT x 2-1/2 MNST	1	24	—
350-125-00760	2-1/2 FNPT x 2-1/2 MPITT	1	24	—
350-125-00400	2-1/2 FNST x 2-1/2 MNPT	4	40	960
350-125-00730	2-1/2 FNST x 2-1/2 MNYCC	1	90	—

**Adapters - Hex - Male x Male**




PART NUMBER	SIZE (IN)	INNER	MASTER	PALLET
350-125-00340	1-1/2 MNPT x 1-1/2 MNPSH	10	100	2,400
350-125-00320	1-1/2 MNPT x 1-1/2 MNST	10	100	2,400
350-125-00040	2-1/2 MNPT x 2-1/2 MBCT	4	40	640
350-125-00260	2-1/2 MNPT x 2-1/2 MCHIC	4	40	640
350-125-00180	2-1/2 MNPT x 2-1/2 MCINCI	4	40	640
350-125-00220	2-1/2 MNPT x 2-1/2 MCLVD	4	40	640
350-125-00120	2-1/2 MNPT x 2-1/2 MCSA	4	40	640
350-125-00240	2-1/2 MNPT x 2-1/2 MDET	4	40	640
350-125-00020	2-1/2 MNPT x 2-1/2 MNST	4	40	640
350-125-00060	2-1/2 MNPT x 2-1/2 MNYCC	4	40	640
350-125-00280	2-1/2 MNPT x 2-1/2 MNYFD	4	40	640
350-125-00200	2-1/2 MNPT x 2-1/2 MPITT	4	40	640
350-125-00140	2-1/2 MNPT x 2-1/2 MWCT	4	40	640
350-125-00100	2-1/2 MNPTX x 2-1/2 MQST	4	40	640
350-125-00080	2-1/2 MNST x 2-1/2 MNST	4	40	640

**Additional regional thread options are available. Please contact Brecco Customer Service.**

### Adapters - Reducers - Female x Male

PART NUMBER	SIZE (IN)	INNER	MASTER	PALLET
350-125-01250	2-1/2 FDET x 1-1/2 MNST	4	40	—
350-125-01940	2-1/2 FNST x 1-1/2 MNPSH	1	36	864
350-125-01240	2-1/2 FNST x 1-1/2 MNST	5	50	1,200
350-125-01960	2-1/2 FNST x 2 MNPT	4	40	960
350-125-01880	2-1/2 FNST x 3/4 MGHT	1	36	864
350-125-01885	2-1/2 FNST x 3/4 MNPT	1	36	864
350-125-01900	2-1/2 FNYCC x 1-1/2 MNST	1	36	864
350-125-01890	2-1/2 FNYCC x 3/4 MNPT	1	36	864
350-125-01950	2-1/2 FNYCPT x 2 MNPT	4	40	960
350-125-01905	2-1/2 FNYFD x 1-1/2 MNST	1	36	864




### Adapters - Bushing - Male x Female

PART NUMBER	SIZE (IN)	INNER	MASTER	PALLET
350-125-00765	2-1/2 MNST x 1-1/2 FNST	5	50	1,500
350-125-00770	2-1/2 MNST x 2 FNPT	5	50	1,200



### Adapters - Reducers - Male x Male

PART NUMBER	SIZE (IN)	INNER	MASTER	PALLET
350-125-00746	2-1/2 MNST x 1-1/2 MNST	4	40	—
350-125-00300	2-1/2 MNST x 2 MNPT	4	40	960



### Caps & Chains - Accessories

PART NUMBER	DESC	MASTER
350-125-01220	Hook & Chain - Brass Plug & Cap	100



### Caps & Chains - Aluminum Brass

PART NUMBER	SIZE (IN)	INNER	MASTER
350-125-01715	1-1/2 FNST	10	100
350-125-01730	2-1/2 FNST	1	40



**Additional regional thread options are available. Please contact Brecco Customer Service.**

**Caps & Chains - Brass**



PART NUMBER	SIZE (IN)	INNER	MASTER	PALLET
350-125-01500	1-1/2 FNPSH	10	100	2,400
350-125-01480	1-1/2 FNST	10	100	2,400
350-125-01690	2-1/2 FCF	5	50	1,200
350-125-01602	2-1/2 FCLE	5	50	1,200
350-125-01603	2-1/2 FDET	5	50	1,200
350-125-01605	2-1/2 WILM	5	50	1,200
350-125-03980	2-1/2 FDST	5	50	1,200
350-125-01590	2-1/2 FNPSH	5	50	1,200
350-125-01580	2-1/2 FNST	5	50	1,200
350-125-01600	2-1/2 FNYCC	5	50	1,200
350-125-01620	2-1/2 FNYFD	5	50	1,200
350-125-01604	2-1/2 FOKC	5	50	1,200
350-125-01640	2-1/2 FPHX	5	50	1,200
350-125-01680	2-1/2 FTEM	5	50	1,200
350-125-01601	2-1/2 FTOL	5	50	—
350-125-01695	3 FNST	5	40	960

**Caps & Chains - Chrome**



PART NUMBER	SIZE (IN)	INNER	MASTER	PALLET
350-125-01520	1-1/2 FNST	10	100	2,400
350-125-01660	1-1/2 FPHX	5	50	1,200
350-125-01720	2-1/2 FNST	5	50	1,200

**Caps & Chains - Plastic Red**



PART NUMBER	SIZE (IN)	INNER	MASTER	PALLET
350-125-01540	1-1/2 FNST	5	50	1,200
350-125-01560	1-1/2 FNST	5	50	1,200
350-125-01760	2-1/2 FNST	6	36	576
350-125-01770	3 FNST	5	40	960

**Additional regional thread options are available. Please contact Brecco Customer Service.**

### Hose Valves - Angle

PART NUMBER	SIZE (IN)	INNER	MASTER	PALLET
350-125-00900	1-1/2 FNPT x 1-1/2 FNPT	1	8	192
350-125-00820	1-1/2 FNPT x 1-1/2 MNST	1	8	192
350-125-00830	1-1/2 GRV x 1-1/2 MNST	1	8	192
350-125-00920	2-1/2 FNPT x 2-1/2 FNPT	1	6	108
350-125-00996	2-1/2 FNPT x 2-1/2 MCF	1	6	108
350-125-00997	2-1/2 FNPT x 2-1/2 MWILM	1	6	108
350-125-00850	2-1/2 FNPT x 2-1/2 MCLE	1	6	108
350-125-00995	2-1/2 FNPT x 2-1/2 MDET	1	6	108
350-125-00840	2-1/2 FNPT x 2-1/2 MNST	1	6	108
350-125-01000	2-1/2 FNPT x 2-1/2 MNST - Chrome	1	6	108
350-125-00860	2-1/2 FNPT x 2-1/2 MNYCC	1	6	108
350-125-01040	2-1/2 FNPT x 2-1/2 MNYFD	1	6	108
350-125-00994	2-1/2 FNPT x 2-1/2 MOKC	1	6	108
350-125-01060	2-1/2 FNPT x 2-1/2 MPHX	1	6	108
350-125-01100	2-1/2 FNPT x 2-1/2 MTEMP	1	6	108
350-125-01112	2-1/2 FNPT x 3 MNST	1	4	72
350-125-01140	2-1/2 GRV x 2-1/2 MNST	1	6	108
350-125-00980	2-1/2 GRV x 2-1/2 MNYCC	1	6	108
350-125-00985	2-1/2 GRV x 2-1/2 MNYFD	1	6	108
350-125-01114	2-1/2 GRV x 3 MNST	1	4	72



### Hose Valves - Angle Pressure Restricting

PART NUMBER	SIZE (IN)	INNER	MASTER	PALLET
350-125-01130	1-1/2 FNPT x 1-1/2 FNPT	1	8	192
350-125-00990	1-1/2 FNPT x 1-1/2 MNST	1	8	192
350-125-01132	2-1/2 FNPT x 2-1/2 MNST	1	6	108
350-125-01135	2-1/2 FNPT x 2-1/2 MNYCC	1	4	144
350-125-01134	2-1/2 FNST x 2-1/2 MNYFD	1	4	144
350-125-01137	2-1/2 GRV x 2-1/2 MNST	1	4	144
350-125-01136	2-1/2 GRV x 2-1/2 MNYCC	1	4	144



### Hose Valves - Replacement Handles

PART NUMBER	SIZE (IN)	INNER	MASTER	PALLET
350-125-01180	1-1/2	10	100	2,000
350-125-01200	2-1/2	10	100	2,000



**Additional regional thread options are available. Please contact Brecco Customer Service.**

**Hose Valves - Straight Gate**



PART NUMBER	SIZE (IN)	INNER	MASTER
350-125-01970	2-1/2 FNPT x 2-1/2 MNST	1	4
350-125-02210	3 FNPT x 2-1/2 MNST	—	1

**Hose Valves - Straight Globe**



PART NUMBER	SIZE (IN)	INNER	MASTER
350-125-01965	2-1/2 FNPT x 2-1/2 MNST	1	4
350-125-01980	2-1/2 FNPT x 3 MNST	1	4

**Plugs & Chains - Aluminum**



PART NUMBER	SIZE (IN)	INNER	MASTER	PALLET
350-125-01410	2-1/2 MNST	5	50	1,200

**Plugs & Chains - Brass**



PART NUMBER	SIZE (IN)	INNER	MASTER	PALLET
350-125-01260	1-1/2 MNST	5	50	1,200
350-125-01370	2-1/2 MCF	5	50	1,200
350-125-01330	2-1/2 MCLE	5	50	1,200
350-125-01350	2-1/2 MDET	5	50	1,200
350-125-01280	2-1/2 MNST	5	50	1,200
350-125-01340	2-1/2 MNYCC	5	50	1,200
350-125-01360	2-1/2 MNYFD	5	50	1,200
350-125-01300	2-1/2 MPHX	5	50	1,200
350-125-01320	2-1/2 MTEM	5	50	1,200
350-125-01310	2-1/2 MTOL	5	50	1,200
350-125-03990	2-1/2 NDST	5	50	1,200
350-125-01420	3 MNYCC	5	50	1,200

**Plugs & Chains - Cast Iron**



PART NUMBER	SIZE (IN)	INNER	MASTER
350-125-01440	3 MNYFD	1	24

**Additional regional thread options are available. Please contact Brecco Customer Service.**

**Plugs & Chains - Chrome**

PART NUMBER	SIZE (IN)	INNER	MASTER	PALLET
350-125-01380	2-1/2 MNST	1	40	1,200
350-125-01400	2-1/2 MPHX	1	40	1,200



**Plugs & Chains - Plastic /ABS**

PART NUMBER	SIZE (IN)	INNER	MASTER	PALLET
350-125-01235	1-1/2 MNST	—	100	—
350-125-01230	2-1/2 MNST	—	100	—
350-125-01237	3	5	40	960



**Spanner and Hydrant Wrenches**

PART NUMBER	DESC	INNER	MASTER
350-125-02090	Spanner Wrench - Aluminum Combo 1-1/2 & 2-1/2 - W&C FE-28	1	32
350-125-02094	Aluminum Hose & Hydrant Wrench - W&C FE-32	1	42
350-125-02092	Heavy Duty Adjustable Hydrant Wrench - W&C FE-31	1	10



**STANDPIPE EQUIPMENT**  
RACK & REEL HOSE & ACCESSORIES

**Fire Hose Accessories**

PART NUMBER	DESC	INNER	MASTER
350-100-00760	Plastic Cover for Hose Rack	—	1



**Fire Hose Kits - 50'**

PART NUMBER	DESC	INNER	MASTER	PALLET
350-100-00020	Hose Rack w/ 1-1/2 x 50' Hose & Brass Cplg	1	2	36
350-100-00080	Hose Rack w/ 1-1/2 x 50' Hose & Brass Nipple	—	1	—
350-100-00140	Hose Rack w/ 1-1/2 x 50' Hose, Brass Cplg, Brass Nip & Brass Noz	—	1	—
350-100-00260	Hose Rack w/ 1-1/2 x 50' Hose, Brass Cplg, Brass Nip & Plastic Noz	—	1	—
350-100-00200	Hose Rack w/ 1-1/2 x 50' Hose, Brass Cplg, Brass Nip, Brass Noz & 1-1/2 FNPT Hose Valve	—	1	—
350-100-00320	Hose Rack w/ 1-1/2 x 50' Hose, Brass Cplg, Brass Nip, Plastic Noz & 1-1/2 FNPT Hose Valve	—	1	—





**Fire Hose Kits - 75'**



PART NUMBER	DESC	INNER	MASTER	PALLET
350-100-00040	Hose Rack w/ 1-1/2 x 75' Hose & Brass Cplg	1	2	36
350-100-00100	Hose Rack w/ 1-1/2 x 75' Hose & Brass Nipple	—	1	—
350-100-00160	Hose Rack w/ 1-1/2 x 75' Hose, Brass Cplg, Brass Nip & Brass Noz	—	1	—
350-100-00280	Hose Rack w/ 1-1/2 x 75' Hose, Brass Cplg, Brass Nip & Plastic Noz	—	1	—
350-100-00220	Hose Rack w/ 1-1/2 x 75' Hose, Brass Cplg, Brass Nip, Brass Noz & 1-1/2 FNPT Hose Valve	—	1	—
350-100-00340	Hose Rack w/ 1-1/2 x 75' Hose, Brass Cplg, Brass Nip, Plastic Noz & 1-1/2 FNPT Hose Valve	—	1	—

**Fire Hose Kits - 100'**



PART NUMBER	DESC	INNER	MASTER	PALLET
350-100-00060	Hose Rack w/ 1-1/2 x 100' Hose & Brass Cplg	1	2	36
350-100-00120	Hose Rack w/ 1-1/2 x 100' Hose & Brass Nipple	—	1	—
350-100-00180	Hose Rack w/ 1-1/2 x 100' Hose, Brass Cplg, Brass Nip & Brass Noz	—	1	—
350-100-00300	Hose Rack w/ 1-1/2 x 100' Hose, Brass Cplg, Brass Nip & Plastic Noz	—	1	—
350-100-00240	Hose Rack w/ 1-1/2 x 100' Hose, Brass Cplg, Brass Nip, Brass Noz & 1-1/2 FNPT Hose Valve	—	1	—
350-100-00360	Hose Rack w/ 1-1/2 x 100' Hose, Brass Cplg, Brass Nip, Plastic Noz & 1-1/2 FNPT Hose Valve	—	1	—
350-100-00370	Hose Rack w/ 1-1/2 x 100' Hose, Brass Cplg, Brass Nip, Brass Noz & 1-1/2 FNPT PR Hose Valve	—	1	—

**Fire Hose Kits - 125'**



PART NUMBER	DESC	MASTER	PALLET
350-100-00580	2-1/2 x 1-1/2 NYFD Hose Rack 125', Brass Cplg, Brass Nip & PR Hose Valve	1	36

### Fire Hose Racks

PART NUMBER	DESC	INNER	MASTER
350-100-00620	1-1/2 Red Swing Rack for 1-1/2 Hose	1	6
350-100-00660	2-1/2 Red Swing Rack for 1-1/2 Hose	1	6



### Fire Hoses

PART NUMBER	DESC	MASTER	PALLET
350-100-00376	1-1/2 x 25' Rack Hose w/ Brass Coupling NYFD	4	96
350-100-00380	1-1/2" X 50' Rack Hose w/ Brass Coupling NST	4	96
350-100-00378	1-1/2 x 50' Rack Hose w/ Brass Coupling NYFD	4	96
350-100-00400	1-1/2" X 75' Rack Hose w/ Brass Coupling NST	4	68
350-100-00420	1-1/2" X 100' Rack Hose w/ Brass Coupling NST	4	68



### Fog Nozzles

PART NUMBER	SIZE (IN)	INNER	MASTER
350-100-00840	1-1/2 FNPSH - Brass	1	20
350-100-00850	1-1/2 FNPSH - Red Plastic	1	20
350-100-00820	1-1/2 FNST - Brass	1	20
350-100-00860	1-1/2 FNST - Chrome	1	20
350-100-00780	1-1/2 FNST - Red Plastic	1	40



### Rack Nipples

PART NUMBER	SIZE (IN)	INNER	MASTER
350-100-00720	1-1/2 MNST x 1-1/2 MNST	1	32
350-100-00750	2-1/2 MNFD x 2-1/2 MNPT	1	10
350-100-00740	2-1/2 MNST x 2-1/2 MNST	1	10







800-543-4194  
info@brecco.com  
brecco.com  
Volume 4.0